

Multimedia



Multimedia Sales Process

INTRODUCTION

The sale of a multimedia system is much more involved than just an audio system. There are many more options and the customer can become confused or just plain overwhelmed. In order to make the sale as easy as possible on both the customer and yourself, it is suggested that you follow the suggested sales process below. Remember, the most important thing that you, the salesperson, should remember is to **ASK THE CUSTOMER PROBING QUESTIONS!** The more you know about the customer's wants, needs and expectations, the easier the sales experience will be.

THE SALES PROCESS

The sales process can be broken into 6 areas:

- Introduction
- Qualification
- The Demo
- Trial Close
- Handling Objections
- The Close

The following sections will give you basic suggestions on how to handle each phase of the multimedia sale

THE INTRODUCTION

Greet the customer. Don't say..."can I help you"!!! Customer will say, "no just looking" which is NOT the response you want. Say something that will get more than a yes or no response from the customer.

For instance, if you happen to see the car the customer drove to the store in, ask him/her how they like their car. This guarantees that the customer will say something to start a dialog with. **DO NOT** show or demonstrate any product at this time! The main reason is, you do not know what the customer is thinking about yet....be patient. The time to show product will come.

THE QUALIFICATION:

This is the **MOST** important part of the sale. Here is where you ask the customer questions that will tell you what they are looking for in a multimedia system, as well as give the customer an idea of what your shop can offer to satisfy the customer's requirements.

Some of the most important questions that should be asked are:

- What kind of a vehicle do they drive?
- Do they have children? How many?
- What are the customer's expectations?
- Have they seen other multimedia systems? Where? (this will tell you if they have been to your competition). What did they like or dislike about what they have seen?
- What kind of media do they want (VHS, DVD, broadcast TV)?
- Do they want back seat entertainment (head phones only), or do they want the audio integrated into the factory/aftermarket radio?
- Find out if they want multiple sources on multiple monitors (this will mean that you will need to sell them a switcher)?
- Do they want monitors in the headrests or a flip down from the roof (this will suggest how much labor is going to be involved in installing the system)?
- How much do they want to **INVEST** (not spend) on the system?

After you have asked the qualifying questions, and answered some of the customer's basic questions, **GO LOOK AT THE CUSTOMER'S CAR!** This is a very important step. Not only does it show the customer your interest and professionalism, it will also allow you to visualize the kind of system that will fit into his vehicle. Do not demo product until you have completed this step.

Multimedia Sales Process

THE DEMO

After you have gone through the qualifying part of the sale, now is the time to use all the information you have received to give a great demo. Here is where the customer actually gets to see and play with the product. They can see how easy it is to use, and how it will look when mounted in their vehicle.

It is strongly recommended that your store have a separate area in which to demo multimedia product. At least, you should be able to demonstrate a rear seat system using one or two monitors mounted in headrests or on headrest mounting brackets, and one overhead monitor. Wireless headphones should be part of the demo, as well as a FM modulator and an OEM radio to demonstrate audio interface. Both DVD and VHS players should be displayed, so you can show the customer how much better DVD looks on screen than VHS tape (this can lead to a product upgrade in the sale). Also a switcher, like the MSS430 should be in the system to show how multi-source switching works, and how easy it is to use, and how they can add a video game into the system

The object of the demo is to let the customer experience the system that you have suggested, as well as to see how easy it is to use. This is VERY important if the suggested system will primarily be used by children. This part of the sale can answer questions that customer did not know to ask during the qualification stage, and it can also help to remove objections that the customer may have. It will also show you the customer's "excitement level". This can show you the customer's willingness to buy the system TODAY.

THE TRIAL CLOSE

While you are giving the demo, ask the customer questions that will lead them towards ownership of the system, or making a buying decision. Statements like:

- When the system is installed in your vehicle.....
- When your kids push this button.....
- When this monitor is installed in the head rest in your vehicle.....

or perhaps the most overlooked question,

- Can we take a look at our install schedule over the next week to see what a convenient time to do the installation would be for you?

What you want at this point is the customer agreeing with the suggestions that move them towards the sale. If you are getting all positive responses, then move to The Close. If the customer is hesitating, there may be some hidden objections, so.....move on to:

HANDLING OBJECTIONS

Even if you have done an excellent job up to this point, the customer may still be hesitating. They may say "I need to think about this". This may mean "I have a question about the system, but I don't know how to ask it". They may say "I'm not sure that I want to spend this much" but this may mean that you have not explained a feature or function of the system to justify the price.

Do not give up at this point. Go back and ask the qualifying questions again. Eventually, the customer will tell you his real objection. When he does, acknowledge the objection, and then turn it into a positive statement. Answer their question, and then try the trial close again. This is a very important phase of the sale, and if handled properly, will lead to:

Multimedia Sales Process

THE CLOSE

At this time, walk towards the counter and say something like "Lets write this up and schedule the installation time". Grab your invoice book, or move to the computer and **DO NOT SAY ANYTHING ELSE!** Too many sales are lost here because the salesperson does not ask for the sale, and does not make a move to get the customer to commit. Too much talking before the customer says "OK, lets do it", can confuse them just when they are about to decide.

After the customer commits, reinforce their choice of the system, and make sure that they understand how happy you are for them.

This will eliminate "buyers remorse" that may start the second the customer signs on the dotted line.

Also, make sure that after the product has been installed that **YOU**, not the installer, show the customer how the system operates. After all, you sold the customer the system, not the installer. This also prevents the customer from bringing the system back because he can't figure out how to use it after he leaves the store.

So, if you follow the above sales process, you will become more proficient in selling multimedia product. This process will take some practice, but once you get the hang of it, your multimedia sales will increase. That's good for both you and the store!

So....good luck and good selling!

Multimedia Sales Concepts

In Dash Multimedia:

- New pricing designed to put multimedia head units within reach of more retail customers
- Wide Screen Touch Panel Control
- In-Dash Monitor w/Built-in DVD/CD/MP3 Player and AM/FM Tuner/CD Changer Controller
- VRX925VD, VRX610 and VRX815 have line level outputs (6 channel 4 volt on the VRX925VD and VRX815)

Video Sources:

- DVD, VHS and Broadcast TV
- **New** 6 Disc DVD Changer
- 5.1 Dolby Digital/DTS/ Dolby Pro Logic II Decoder stand alone/slave hide away processor
- Stand-Alone DVD Player with MP3 Playback Capability
- VHS Player/Recorder with Built-in TV Tuner

Stand-Alone Rear Seat Multimedia:

- Lower priced multimedia components
- Simple multizone audio/video flexibility
- Simple Interface with aftermarket and OEM systems
- Standard connections that eliminate proprietary cables
- Mobile Theater with overhead flip down monitors with VCR, DVD and TV Tuner source choices
- Complete monitor line from 5" to 8"

Multimedia CeNet Technologies

CeNET BUS SYSTEM:

Clarion's CeNet bus system, consists of a hardware network and software control. CeNet units can control multiple changers and add-on products such as Clarion's TV Tuner or processors

The CeNet bus is found on all 2002 Pro Audio and Video "Z" Series source units, both CD, cassette and DVD players. All products that are CeNet enhanced have a "Z" in the model number, such as the DXZ925, or in the case of in-dash video, VRX represents CeNet capability.

The CeNet bus has the ability to transfer information at high speed from the changer to the connected source unit. This enables our changers to be CD Text capable. Now the source unit can automatically display song and disc titles from CD's that are encoded with CD Text format.

CeNet also has balanced line audio. This results in dynamic noise cancelling, making the CeNet system virtually noise free, even when run next to power cables in the car.

Another advantage of CeNet is the ability to run multiple changers in a system. Up to two changers can be connected at once. The CAA519 y-connector allows multi-changer applications

When using the DPH910 EQ/DSP/Crossover digital processor module or the DVH920 5.1 surround sound processor, the CeNet bus supplies not only the control signals for the processor, but also the analog audio signal. Therefore, you no longer have to run separate RCA cables from the source unit to the processor. CeNet enables a complete tie-in of all multimedia and processor components with a single control cable, making system upgrading simple.

Finally, CeNet is a "Plug-n-Play" system. Each time a new module, TV Tuner, or changer is added to the system, it is automatically recognized by the source unit, and added into the system. This makes system expansion easy, with a single control cable between each added component.

- **CeNet allows multiple changer control, and balanced line audio for noise free audio transmission**
- **CeNet can control Clarion's TV tuner or processor modules**
- **CeNet has CD Text capability, and is "Plug-n-Play ready"**

Multimedia Tuner Technologies

CLARION'S TV TUNERS:

Clarion's TTX7601 TV tuner module allows viewing of television channels 2 to 69, and has two built-in audio/video inputs (1 RCA, 1 CCA389 cable) which allow interfacing a VCR, DVD or video game. A built-in FM wireless transmitter allows the TV tuner to operate as a stand-alone system to work with any AM/FM radio. The TTX7501Z has a single A/V (CCA389 cable required) input and a rear vision camera input. It is controlled by selected Pro Audio CeNet source units. The TTX001 is a stand alone TV Tuner with IR remote control and can be used with any monitor, or interfaced into the OHM720 and OHM820 systems.

The TV tuner section uses continuous PLL (phase-locked loop) synthesized VHF/UHF tuning for direct reception of channels 2 to 69. On selected Pro Audio source units, up to 12 stations can be stored via station preset buttons when using the TTX7501z. The tuner checks the inputs to the Diversity Tuning System's four separate antennas sixty times per second, and locks on to the strongest TV signal. The TTX7601 has two sets of A/V inputs, selectable through the infrared remote control. The TTX7501z has one A/V input, and is to be used with CeNet only controllers. The audio-video inputs on both TV tuners allow direct connection of a VCP, DVD or video game console into the audio system and viewing on a video monitor, such as the VMA6491/6492/7191/OHM642/ OHM820/OHM720, without the need for an outboard mechanical audio-video switcher.

On the DXZ925, DXZ825, DXZ725, DXZ525, ADZ625, VRX925VD, VRX815, and VRX610 models, the TTX7501z connects through our CeNet system. It contains two CeNet ports that will interface CD Changersw, processors and TV Tuners to a CeNet source unit. Here the CeNet bus sends audio signals and tuner control functions to the TTX7501z tuner. For other source units without CeNet, the TTX7601 is connected using its built-in FM wireless transmitter and is controlled through an infrared remote control (included).

The TTX001 TV Tuner Module is a stand alone or slave unit type of tuner. It is controlled by an IR remote control and plug in remote IR eye. It

has stereo audio line level output, and an RCA composite video output.

- **Easy addition of a video system with either Clarion CeNet or built-in RF modulator tuners**
- **Diversity Tuning System for the best reception**
- **Audio/Video inputs for optional video player, DVD, games, or CD-ROMs**

Multimedia LCD Monitor Technologies

CLARION'S VIDEO MONITORS:

For 2002, the Clarion VMA6491 (6.4" monitor), the VMA6492 (6.4" RGB Input monitor) the VMA7191 (7" monitor), the VMA5091 (5" monitor with headrest mount), the OHM642 (6.4" overhead monitor with dome light and IR transmitter), and the OHM820/OHM720 (overhead flip down 8" and 7" wide screen monitors) share many unique features that insure the cleanest and brightest picture available in the mobile environment, including TFT (Thin Film Transistors), a high-resolution LCD screen, and easy adjustment of color, tint, brightness and dimmer functions. Selected units come with a wide screen option, that change the screen display from pan-and-scan to letterbox format

TFT's (Thin Film Transistors) are attached to each RGB (red/green/blue) pixel to provide more control over the color being reproduced. This method helps reduce display "white-wash" associated with a conventional passive-matrix screen. Clarion video monitors utilize high-resolution active matrix screens. By employing a "striped pixel configuration" to align RGB pixels into columns, we can use more pixels to enhance details and provide better color definition. Having the controls for brightness on the front panel allows easy adjustment of picture quality. The VMA6491, VMA6492 and the VMA7191 have RCA composite video inputs, IR remote eyes and a front panel control for brightness level.

The VMA7191 has a wide screen format selection of either 16:9 or 4:3 aspect ratio's and has a built-in video switcher with two video inputs.

The VMA5091 is a 5" LCD monitor. It comes with a headrest mounting kit and 2 bezels for an easy headrest installations.

The OHM642 is a universal roof mount and housing designed to fit a wide range of vehicles. It has an RCA composite video input, as well as video signal sensing for automatic turn on/off operation. It also comes with an IR receiver that allows the use of source IR remote controls from the back seat. A dome light and IR transmitter for the WH100H IR wireless headphones is integrated into the overhead unit.

The OHM820 has a flip down 8" monitor that swivels for optimum viewing angles. It also has a built-in dome light, controls for A/V switching, FM modulator on/off control, built-in IR receiver, and an IR transmitter. Included with the OHM820 are a pair of WH100H wireless headphones, and a remote control that allows full control of all monitor and switching functions. The remote also controls the VDH910 VCP and TTX001 TV Tuner. The TTX001 mounts into the OHM820 to add TV reception as an option. All functions are shown on screen.

The OHM720 has the same feature set as the OHM820, but includes a 7" wide screen monitor with 16:9/4:3 viewing options.

- **Active Matrix and High-Resolution display for the best picture quality**
- **2 selectable video inputs on the VMA7191, OHM820 and OHM720**
- **Wide screen option for letterbox format viewing**

Multimedia A/V Switcher Technology

MSS430 "SOURCE COMMANDER" MULTIZONE A/V SWITCHER:

The MSS430 has 4 RCA composite audio/video inputs, and 3 RCA composite audio/video outputs. The unit switches all audio signals at line level, and has a buffered video amplifier. It includes 3 individual control stations.

The MSS430 offers flexibility when setting up multiple video monitors and multimedia sources like the TTX7601 TV tuner, VDH910 video cassette player, a video game, VS715 DVD player and Surround-Sight rear vision camera. It is compatible with all Clarion monitors, including in-dash units.

With multisource switching, any one of four audio/video sources can be selected independently for each video monitor. For example, each backseat monitor can have its own independent video/audio program, controlled from the wired remote control station. The line level output can feed WH100/WH200/ WH105 wireless headphones, or can feed the auxillary inputs on selected source units or equalizers.

Various applications for MSS430 can be found following this section.

DVD 5.1 Processor Technology

New for 2002, the DVH920 hide away Dolby Digital/DTS/Dolby Pro Logic II processor provides a true theater surround sound experience. This unit can be directly controlled through the CeNet bus from the VRX925VD in dash DVD player with motorized 7" screen, and the DXZ925 in dash AM/FM CD player/changer controller. It can also be controlled by the optional DVC920 control panel, for use with other Clarion source units and our new VCZ625 6 disc DVD/CD changer.

The DVH920 has built-in selectable crossover's for the front, center, rear and subwoofer channels at 50/80/120Hz. To aid in setting up the proper speaker levels, all channel gains are individually adjustable and use pink noise for proper level setting. Along with the adjustable gain settings, the center and subwoofer channels volume are also independently adjustable to allow for varying source material.

A built-in 1/3 octave parametric equalizer is included, with three independent bands of adjustment for the front, center, and rear speakers. There are adjustments for frequency, gain and Q (how the slope of the adjusted frequency is affected). Either pink noise or audio material can be input to set the EQ. Also included are seven different DSP surround settings (such as Club, Theater, etc.) to help to create a bigger sound stage, as well as a digital time alignment option to set speaker delays to compensate for sonic discrepancies caused by the vehicles interior.

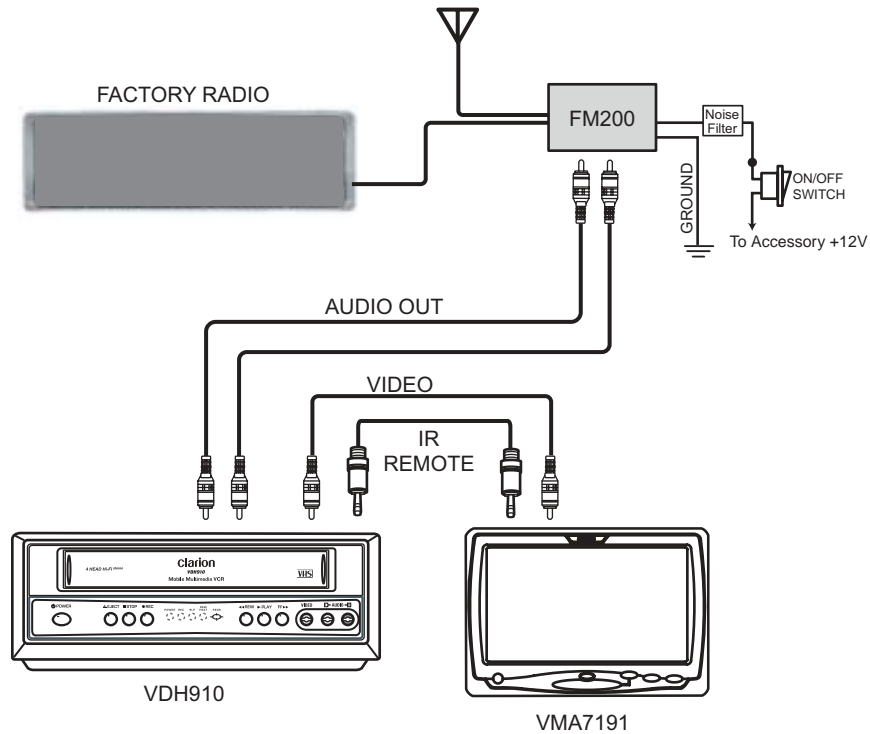
The DVH920 also includes Dolby Pro Logic II, in its first mobile application. Dolby Pro Logic II is the first processor to produce 5.1 surround sound from ANY two channel stereo audio source...FM, CD, MP3, or VHS movie audio tracks. This is a major advance in mobile audio, to be able to simulate a true 5.1 surround sound for enhanced sonic realism. Now you can experience a true "you are there" audio experience. Dolby Pro Logic II in the DVH920 generates front, center, surround and subwoofer line output to external ampli-

fiers for a true mobile surround sound system.

The DVH920 has auto select for Dolby Digital/DTS sources, and two fiber optic inputs are available for digital 5.1 signals from either the VRX925VD or the VCZ625 changer. Finally, the DVH920 has 4 volt, 6 channel line level outputs to ensure low system noise, and has CeNet in/out connections for system control and expansion.

VHS Player/Rear Seat Monitor Factory Integration

Factory Integration Rear Seat Entertainment System w/VDH910 Video Player, VMA7191 7" Color LCD Monitor and FM200 FM Modulator

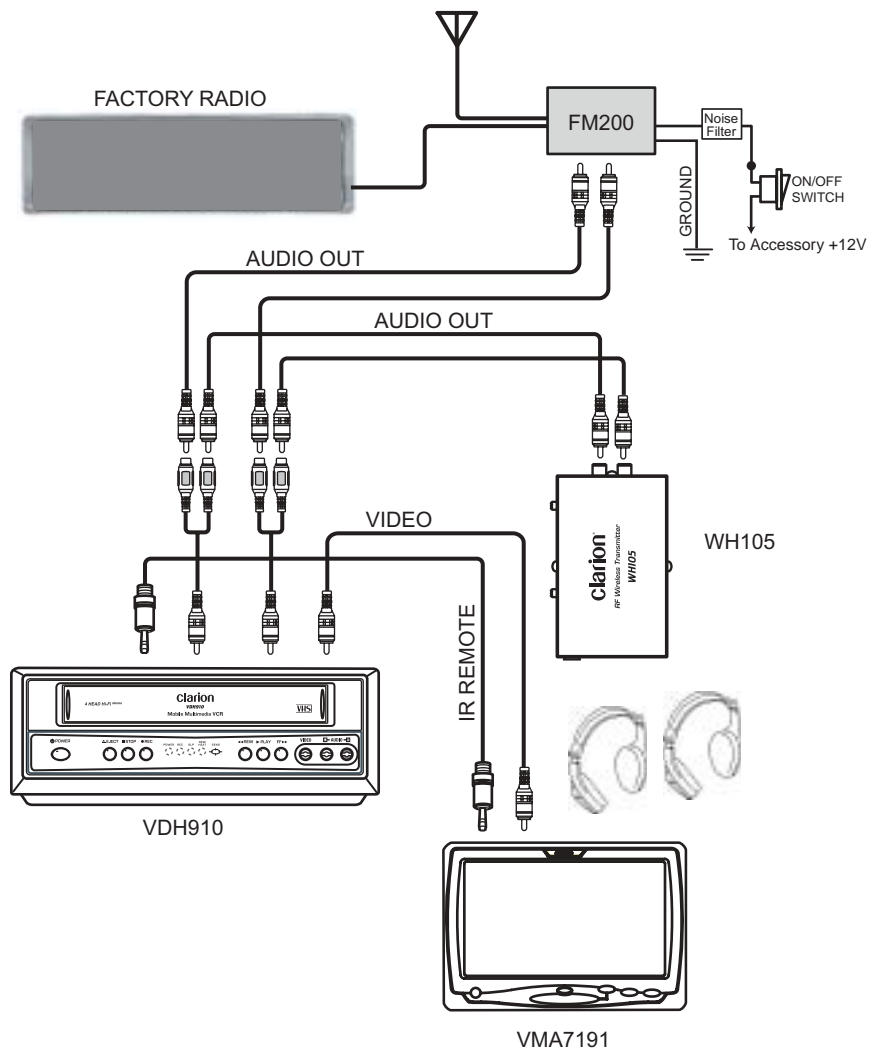


Required Accessories (not included with Clarion units) for this system:

- 1 - RCA Stereo Audio Cable
- 1 - RCA Video Cable
- 1 - Clarion HRM150 Headrest Mount kit
- OR
- 1 - Clarion PQE023 Headrest Mounting Arm
- 1 - ZCB001 Antenna for VDH910

VHS Player/Rear Seat Monitor Factory Integration

Factory Integration Rear Seat Entertainment System w/VDH910 Video Player, VMA7191 7" Color LCD Monitor, WH105 RF Wireless Headphones and FM200 FM Modulator

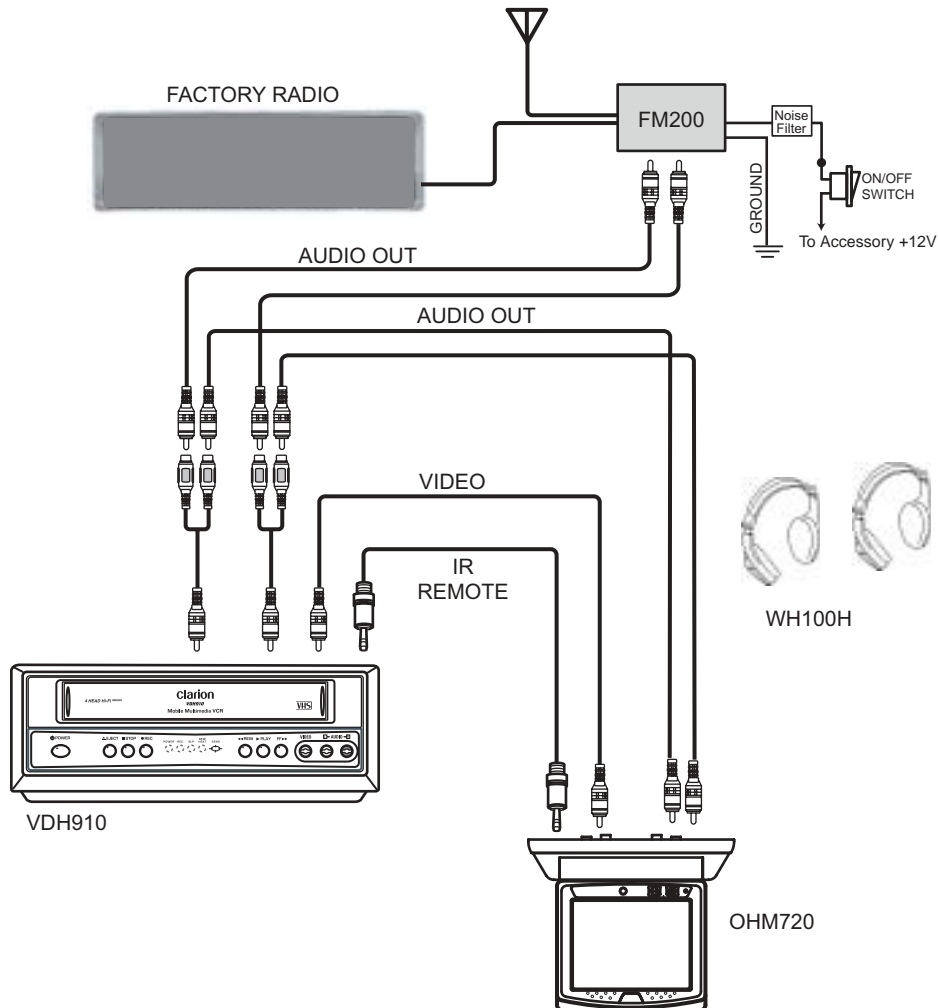


Required Accessories (not included with Clarion units) for this system:

- 2 - RCA Stereo Audio Cables
- 1 - RCA Video Cable
- 2 - Audio RCA Y-Adapter (1 male to 2 female)
- 1 - Clarion HRM150 Headrest Mount kit
- OR
- 1 - Clarion PQE023 Headrest Mounting Arm
- 1 - ZCB001 Antenna for VDH910

VHS Player/Overhead Flipdown Factory Integration

Factory Integration Rear Seat Entertainment System w/VDH910 Video Player, OHM720 Overhead Flipdown 7" LCD Color Monitor with WH100H Wireless Headphones and FM200 FM Modulator

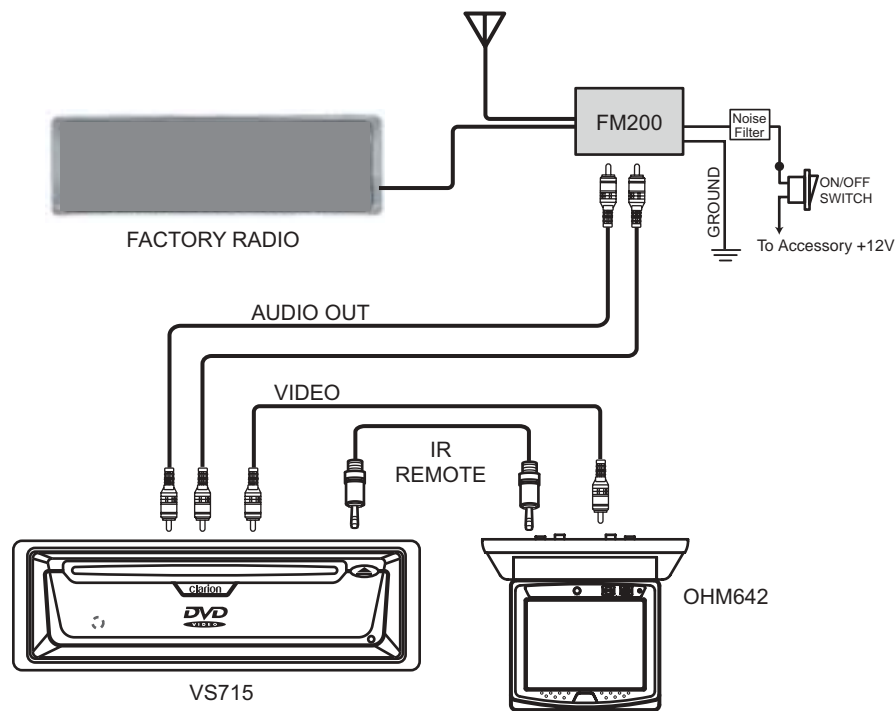


Required Accessories (not included with Clarion units) for this system:

- 2 - RCA Stereo Audio Cables
- 1 - RCA Video Cable
- 2 - Audio RCA Y-Adapter (1 male to 2 female)
- 1 - ZCB001 Antenna for VDH910

DVD Player/Overhead Flipdown Factory Integration

Factory Integration Rear Seat Entertainment System w/VS715
DVD/MP3 Player, OHM642 Overhead Flipdown 6.4" LCD Color
Monitor and FM200 FM Modulator

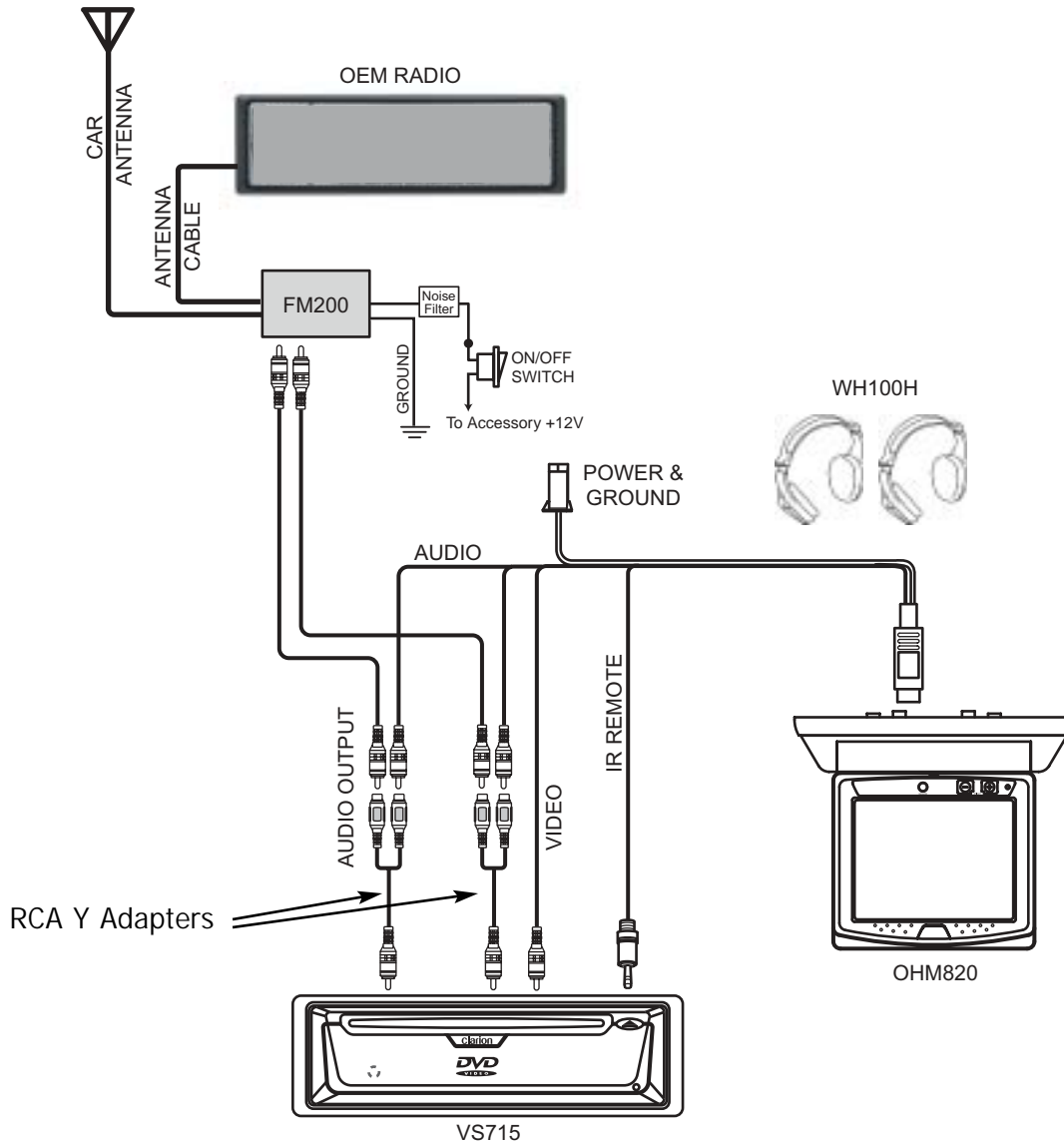


Required Accessories (not included with Clarion units) for this system:

- 1 - RCA Stereo Audio Cable
- 1 - RCA Video Cable

DVD Player/Overhead Flipdown Factory Integration

Factory Integration Rear Seat Entertainment System w/VS715
DVD/MP3 Player, OHM820 Overhead Flipdown 8" LCD Color
Monitor, WH100H Wireless Headphones and FM200 FM Modulator

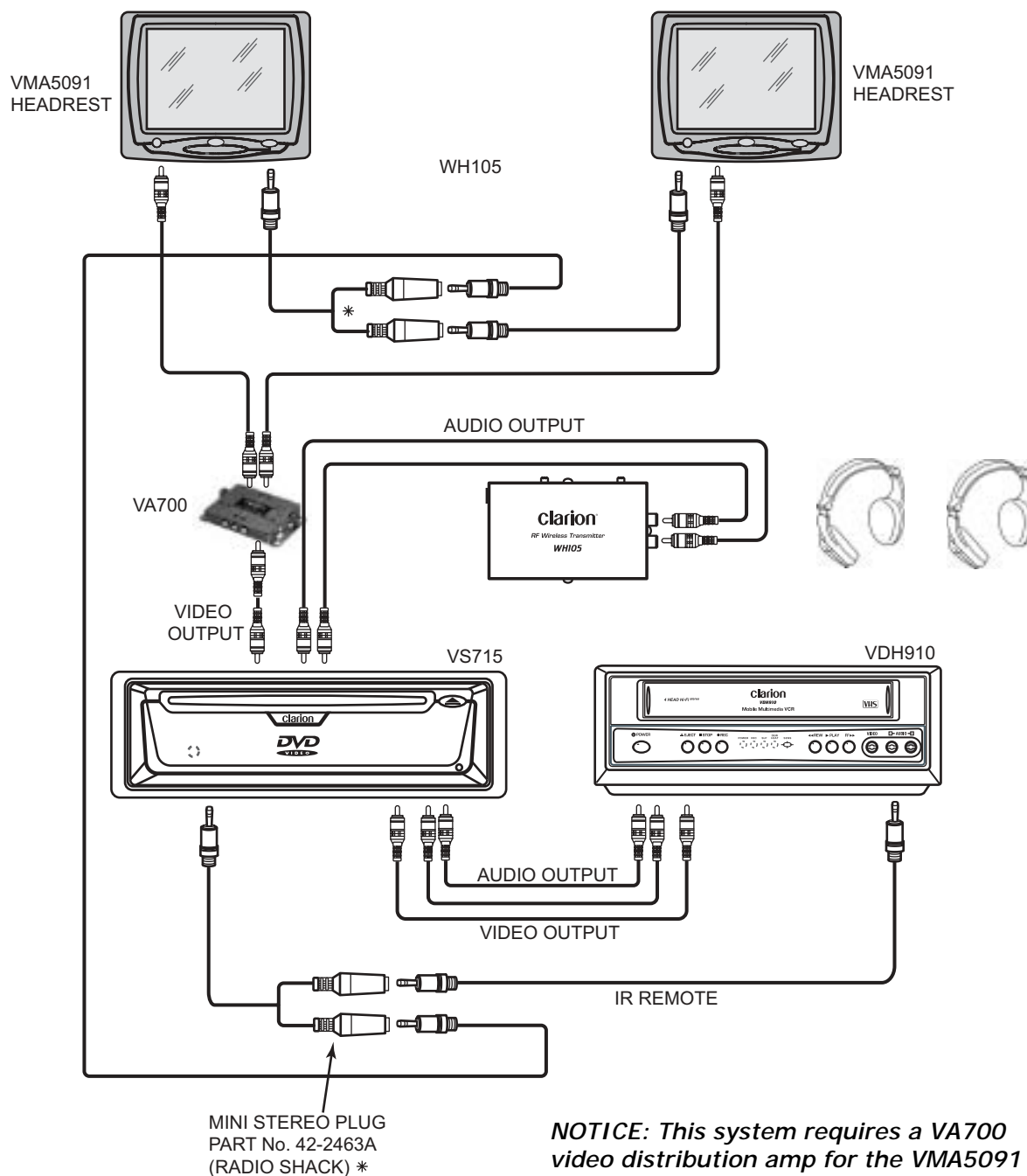


Required Accessories (not included with Clarion units) for this system:

- 2 - RCA Stereo Audio Cables
- 1 - RCA Video Cable
- 2 - Audio RCA Y-Adapter (1 male to 2 female)

DVD/VHS Player 2 Source Rear Seat Entertainment

Stand Alone 2 Sources Rear Seat Entertainment System w/VS715
 DVD/MP3 Player, VDH910 VHS Player, (2) VMA5091 5" Headrest
 Mounted LCD Color Monitors, WH105 FM Wireless Headphones

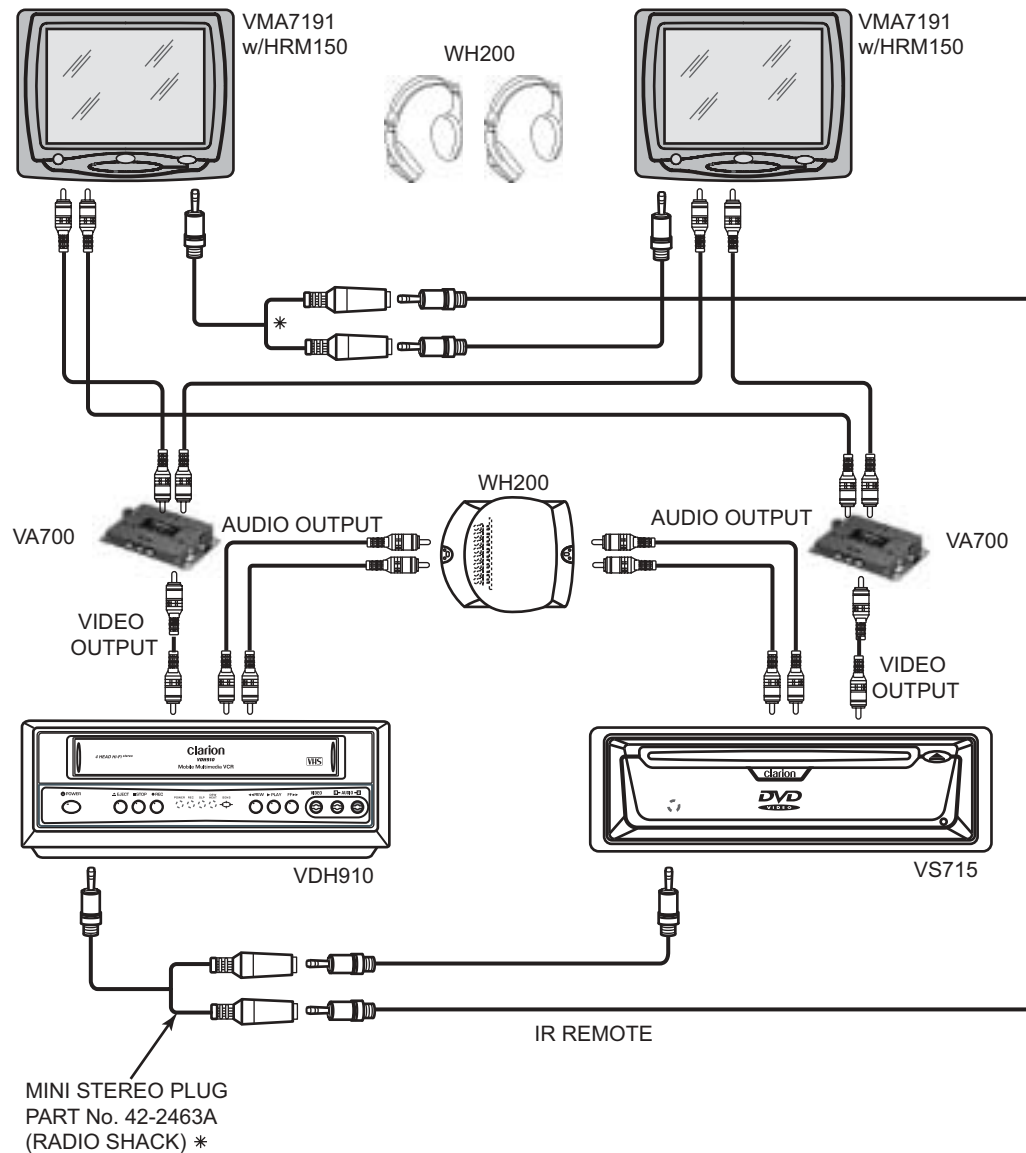


Required Accessories (not included with Clarion units) for this system:

- 2 - Mini IR Y-Adapters (Radio Shack #42-2463A)
- 1 - Male-to-Male 6" IR Plug (Radio Shack #42-2387)
- 2 - RCA Stereo Audio Cables
- 3 - RCA Video Cables
- 1 - Video RCA Y-Adapter (1 male to 2 female)
- 1 - Antenna for VDH910 (ZCB001)

DVD/VHS Player 2 Source Rear Seat Entertainment

Stand Alone 2 Sources w/Video/Audio Switching Capability Rear Seat Entertainment System w/VS715 DVD/MP3 Player, VDH910 VHS Player, (2) VMA7191 7" LCD Color Monitors and WH200 IR 2 Input Wireless Headphones



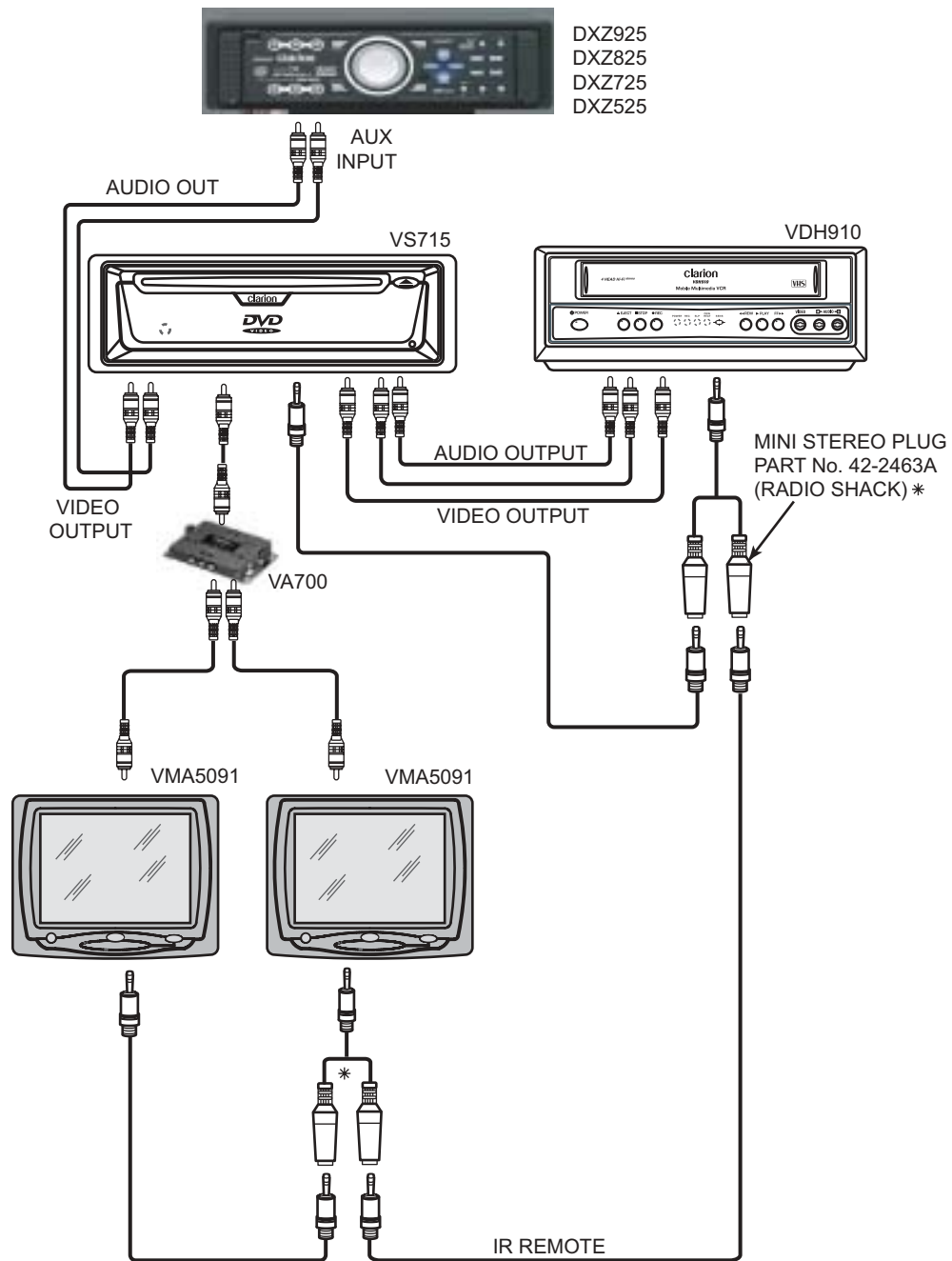
NOTICE: This system requires 2 VA700 video distribution amps for the VMA7191 monitors

Required Accessories (not included with Clarion units) for this system:

- 2 - Mini IR Y-Adapters (Radio Shack #42-2463A)
 - 1 - Male-to-Male 6" IR Plug (Radio Shack #42-2387)
 - 2 - RCA Stereo Audio Cables
 - 4 - RCA Video Cables
 - 2 - Video RCA Y-Adapter (1 male to 2 female)
 - 2 - Clarion HRM150 Headrest Mount kits
- OR
- 2 - Clarion PQE023 Headrest Mounting Arms
 - 1 - Antenna for VDH910 (ZCB001)

DVD/VHS Player 2 Source Rear Seat Entertainment

Stand Alone 2 Sources w/Clarion Source Unit w/AUX Input Rear Seat and Audio Entertainment System w/VS715 DVD/MP3 Player, VDH910 VHS Player, (2) VMA5091 5" Headrest Mounted LCD Color Monitors



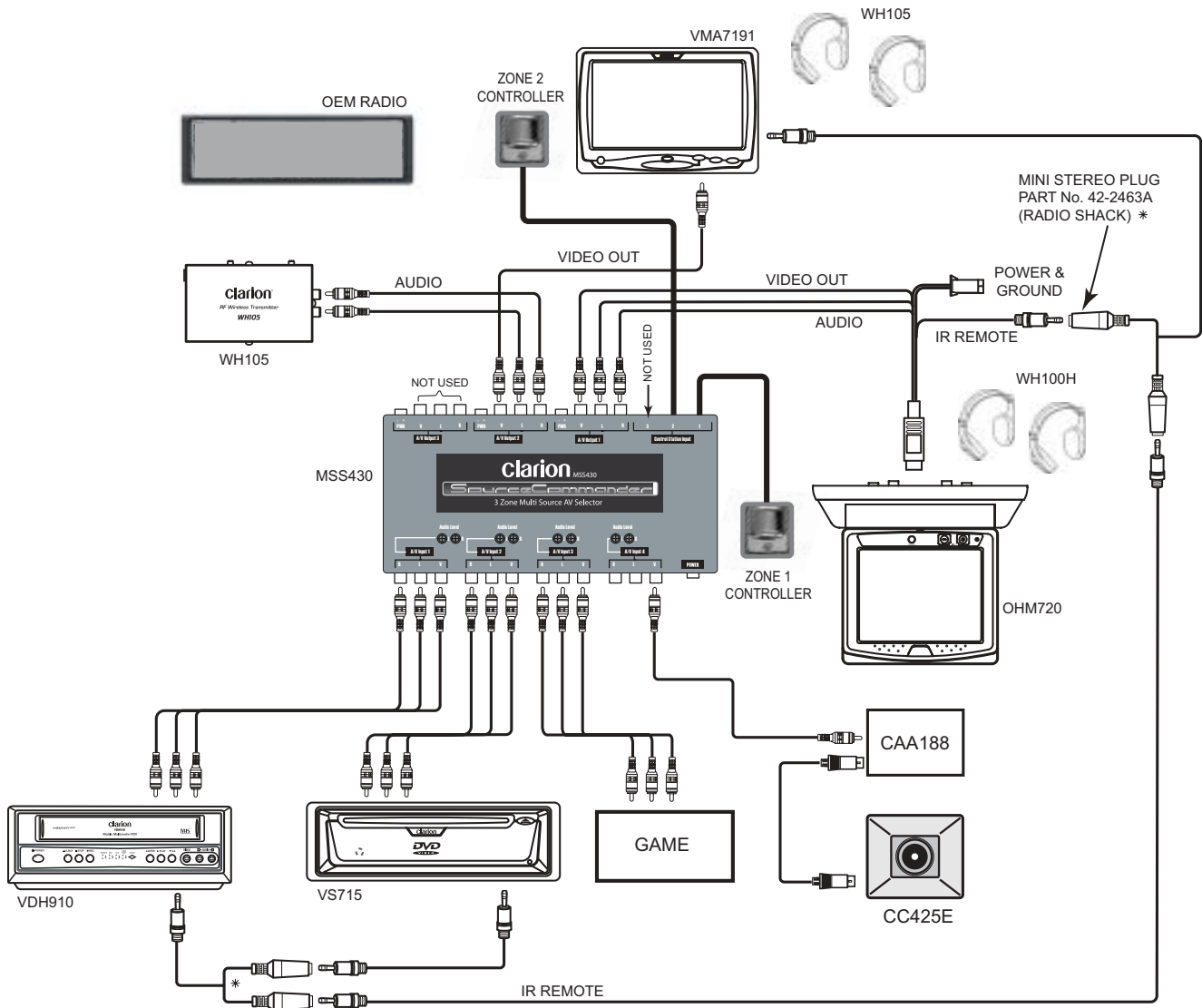
Required Accessories (not included with Clarion units) for this system:

- 2 - Mini IR Y-Adapters (Radio Shack #42-2463A)
- 1 - Male-to-Male 6" IR Plug (Radio Shack #42-2387)
- 2 - RCA Stereo Audio Cables
- 3 - RCA Video Cables
- 1 - Video RCA Y-Adapter (1 male to 2 female)
- 1 - Antenna for VDH910 (ZCB001)

NOTICE: This system requires a VA700 video distribution amp for the VMA5091 monitors

MSS430 Switcher Basic System w/Factory Integration

4 Sources w/MSS430 Switcher Rear Seat Factory Integration Entertainment System w/VS715 DVD/MP3 Player, VDH910 VHS Player, VMA7191 7" LCD Color Monitor, OHM720 Overhead Flipdown 7" LCD Color Monitor, WH105 FM Wireless Headphones, WH100H IR Wireless Headphones and CC425E/CAA188 Color Rear View Camera/Power Supply

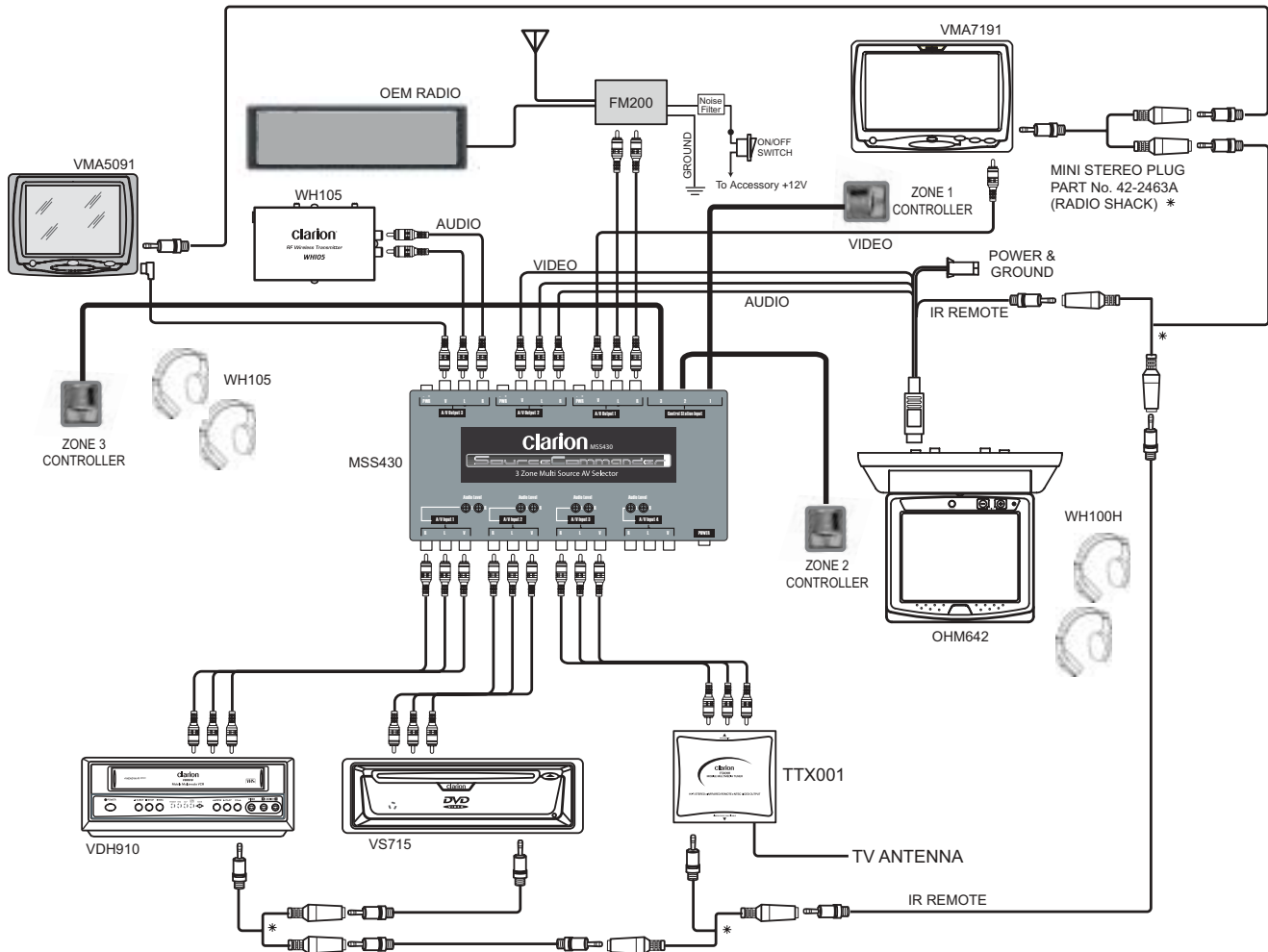


Required Accessories (not included with Clarion units) for this system:

- 2 - Mini IR Y-Adapters (Radio Shack #42-2463A)
- 1 - Male-to-Male 6" IR Plug (Radio Shack #42-2387)
- 5 - RCA Stereo Audio Cables
- 6 - RCA Video Cables
- 1 - Clarion HRM150 Headrest Mount kit
- OR
- 1 - Clarion PQE023 Headrest Mounting Arm
- 1 - Antenna for VDH910 (ZCB001)

MSS430 Switcher Basic System w/Factory Integration Entertainment System

3 Sources w/MSS430 Switcher Rear Seat Factory Integration Entertainment System w/VS715 DVD/MP3 Player, VDH910 VHS Player, TTX001 TV Tuner, VMA7191 7" LCD Color Monitor, OHM642 Overhead Flipdown 6.4" LCD Color Monitor, VMA5091 5" Headrest Mounted LCD Color Monitor, WH105 FM Wireless Headphones, WH100H IR Wireless Headphones and FM200 FM Modulator

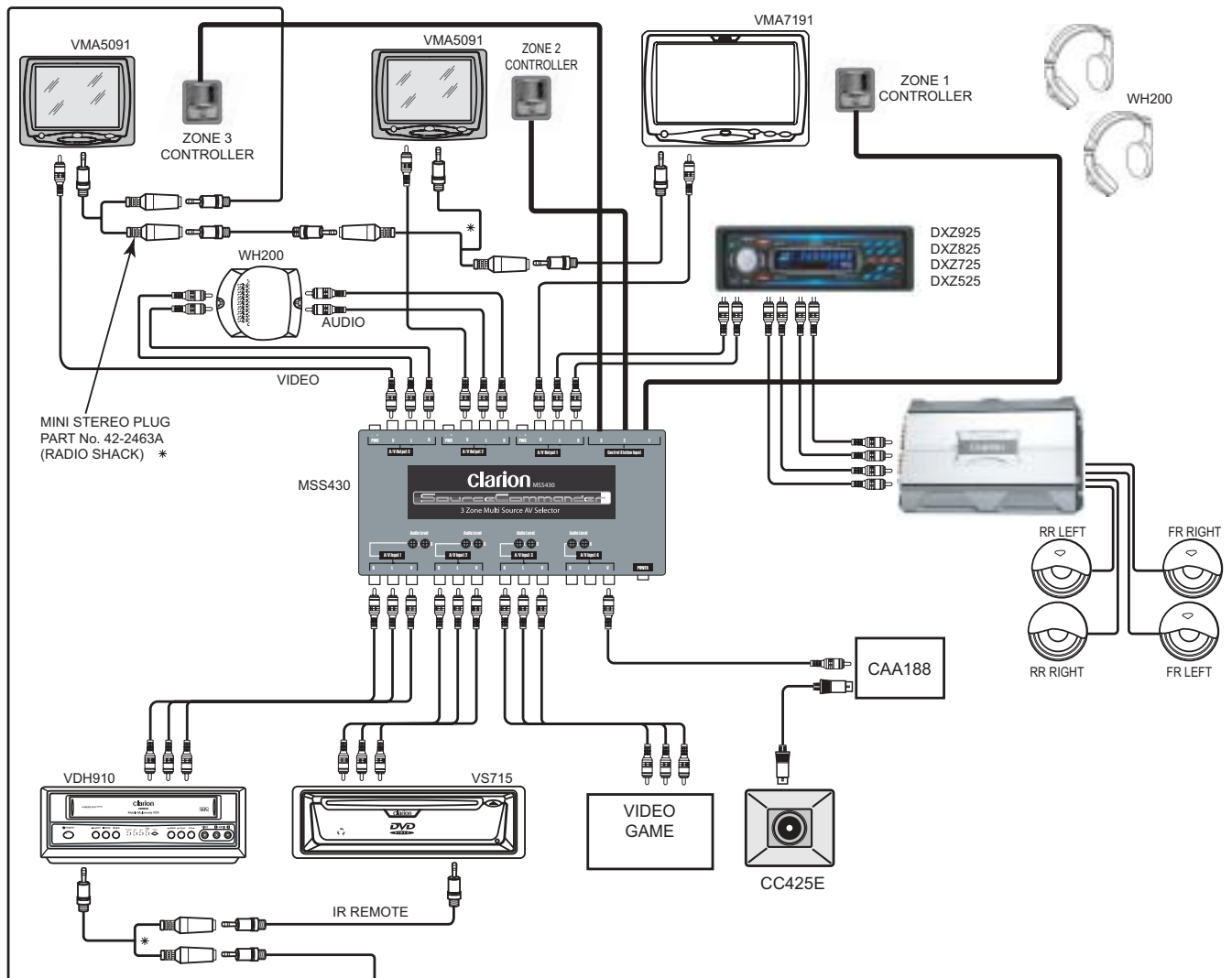


Required Accessories (not included with Clarion units) for this system:

- 4 - Mini IR Y-Adapters (Radio Shack #42-2463A)
- 3 - Male-to-Male 6" IR Plug (Radio Shack #42-2387)
- 6 - RCA Stereo Audio Cables
- 6 - RCA Video Cables
- 1 - Clarion HRM100 Headrest Mount kit
- OR
- 1 - Clarion POE023 Headrest Mounting Arm
- 1 - Antenna for VDH910 (ZCB001)

MSS430 Switcher System w/Rear Seat Entertainment

4 Sources w/MSS430 Switcher Rear Seat w/Clarion Source Unit w/AUX Input System w/VS715 DVD/MP3 Player, VDH910 VHS Player, Video Game, VMA7191 7" LCD Color Monitor, (2) VMA5091 5" Headrest Mounted LCD Color Monitor, WH200 IR Wireless Headphones, APX401.4 4 Channel Amplifier, and CC425E/CAA188 Color Rear View Camera/Power Supply

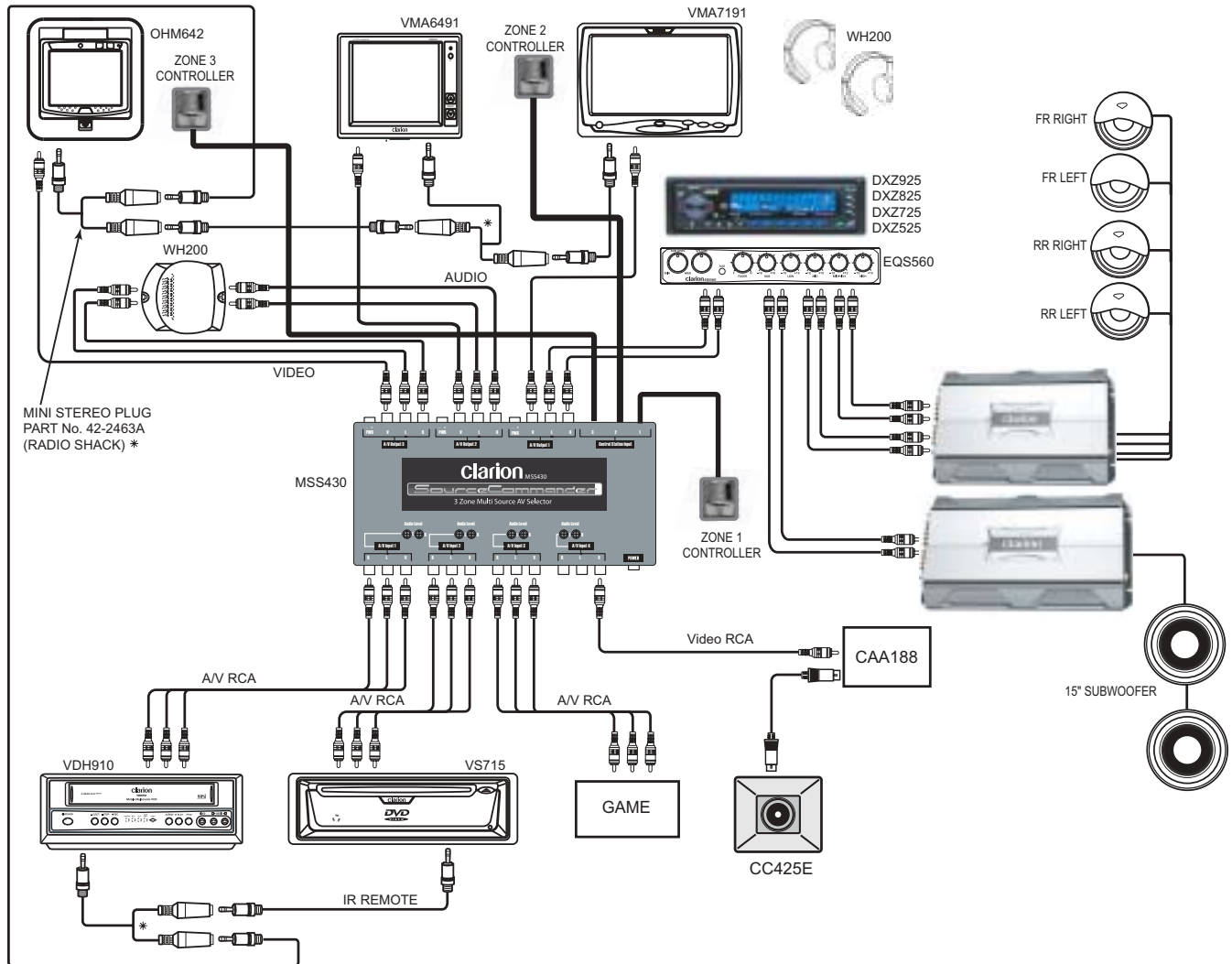


Required Accessories (not included with Clarion units) for this system:

- 3 - Mini IR Y-Adapters (Radio Shack #42-2463A)
- 2 - Male-to-Male 6" IR Plug (Radio Shack #42-2387)
- 9 - RCA Stereo Audio Cables
- 7 - RCA Video Cables
- 1 - Antenna for VDH910 (ZCB001)

MSS430 Switcher System w/Rear Seat Entertainment

4 Sources w/MSS430 Switcher Rear Seat w/Clarion Source Unit w/ or W/O AUX Input and EQS560 EQ System, VS715 DVD/MP3 Player, VDH910 VHS Player, Video Game, VMA7191 7" LCD Color Monitor, VMA6491 6.4" LCD Color Monitor, OHM720 7" Overhead Flipdown LCD Color Monitor, WH200 IR Wireless Headphones, APX401.4 4 Channel Amplifier, DPX1001.2 2 Channel Digital Amplifier and CC425E/CAA188 Color Rear View

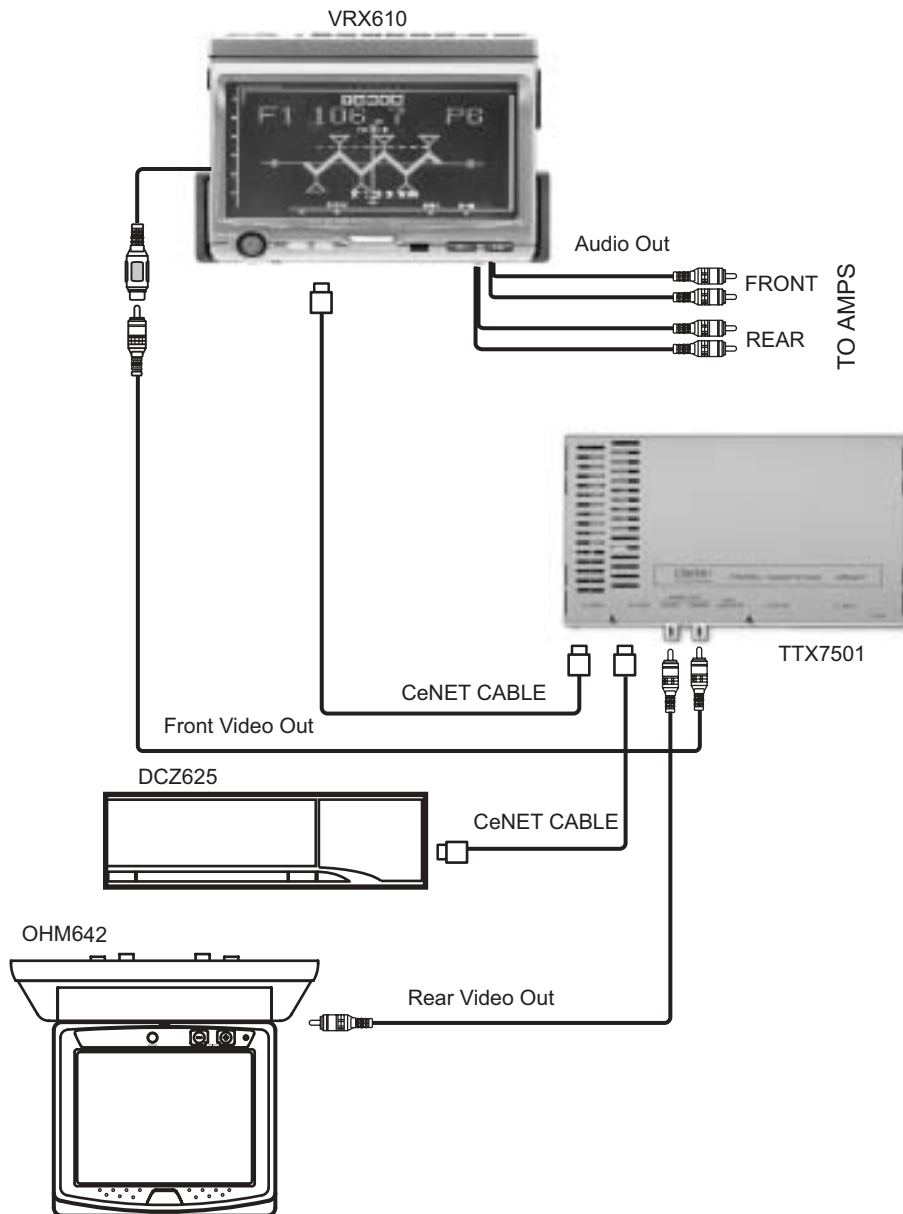


Required Accessories (not included with Clarion units) for this system:

- 3 - Mini IR Y-Adapters (Radio Shack #42-2463A)
- 2 - Male-to-Male 6" IR Plug (Radio Shack #42-2387)
- 9 - RCA Stereo Audio Cables
- 7 - RCA Video Cables
- 1 - Clarion HRM150 Headrest Mount kit
- OR
- 1 - Clarion PQE023 Headrest Mounting Arm
- 1 - Antenna for VDH910 (ZCB001)

VRX610/Rear Seat Entertainment

VRX610 AM/FM Changer Controller A/V unit, TTX7501z TV Tuner, DCZ625 6 Disc Changer, OHM642 6.4" Overhead Flipdown LCD Color Monitor, and (2) WH100H IR Wireless Headphones

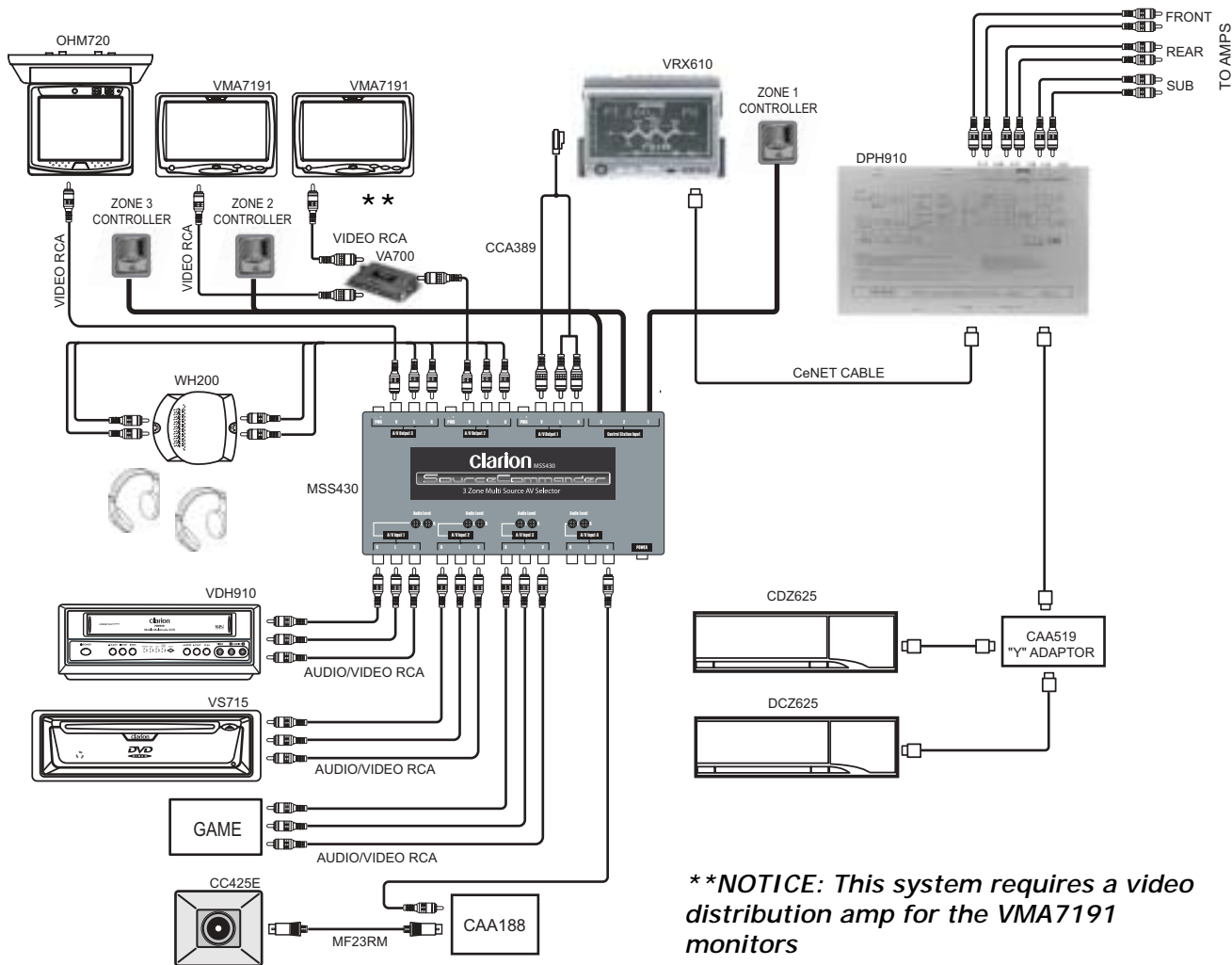


Required Accessories (not included with Clarion units) for this system:

- 3 - RCA Stereo Audio Cables
- 2 - RCA Video Cables
- 1 - Antenna for TTX7501z (ZCB301)

VRX610/Rear Seat Entertainment

4 Sources w/MSS430 Switcher Rear Seat w/Clarion Source Unit VRX610 AM/FM Changer Controller A/V unit, (2) DCZ625 6 Disc Changers, (2) VMA7191 7" LCD Color Monitors, OHM720 Overhead Flipdown 7" LCD Color Monitor, VDH910 VHS Player, VS715 DVD/MP3 Player, Video Game, WH200 IR 2 Input Wireless Headphones, DPH910 EQ/DSP/Crossover and CC425E/CAA188 Color Rear View Camera/Power Supply

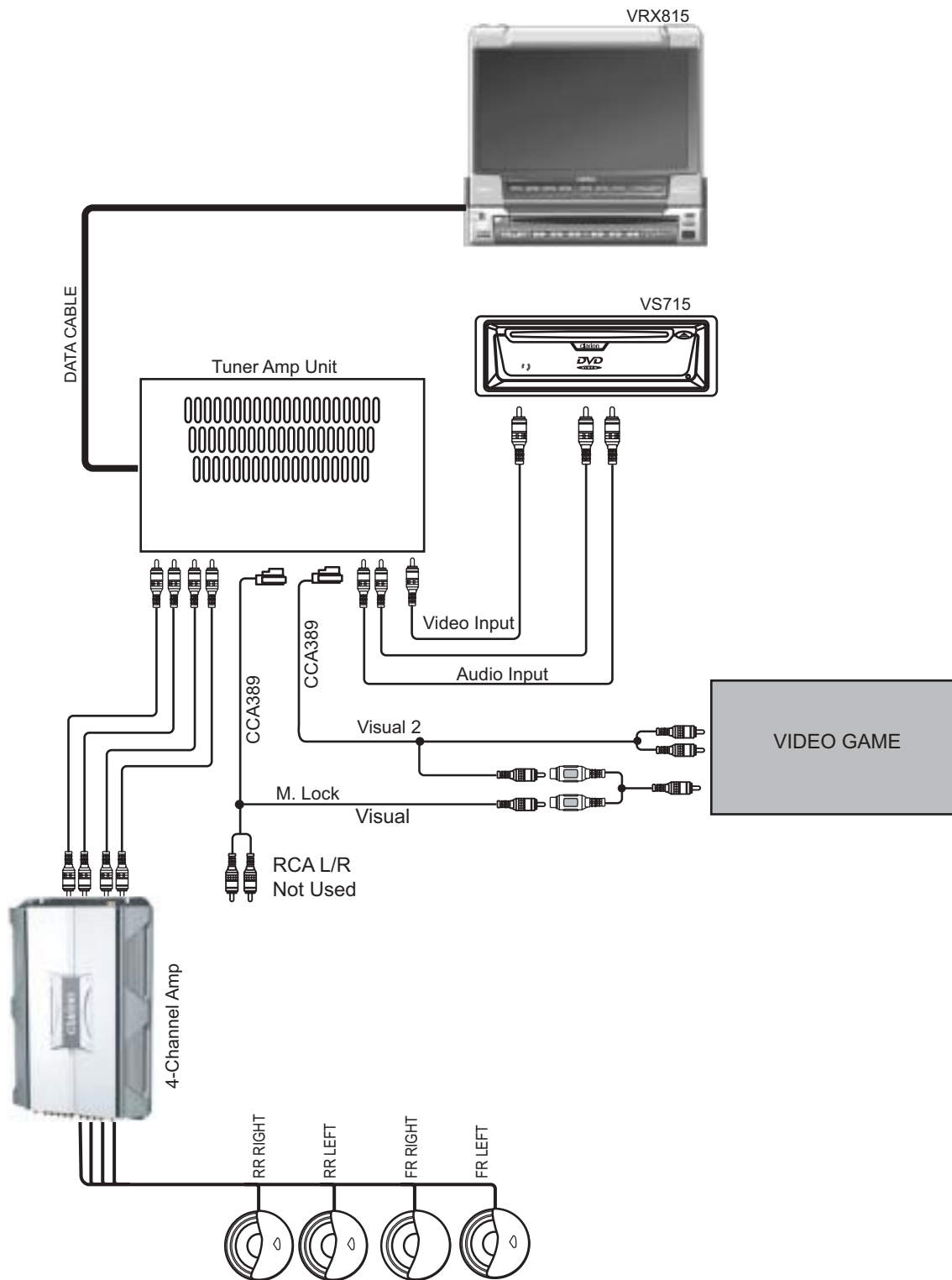


Required Accessories (not included with Clarion units) for this system:

- 8 - RCA Stereo Audio Cables
- 1 - Video RCA Y-Adapter (1 male to 2 female)
- 6 - RCA Video Cables
- 1 - CCA389 8 Pin DIN/RCA Adapter
- 2 - CAA519 CeNet Changer Y-Adapter
- 2 - Clarion HRM150 Headrest Mount kit
- OR
- 2 - Clarion PQE023 Headrest Mounting Arm
- 1 - Antenna for VDH910 (ZCB001)

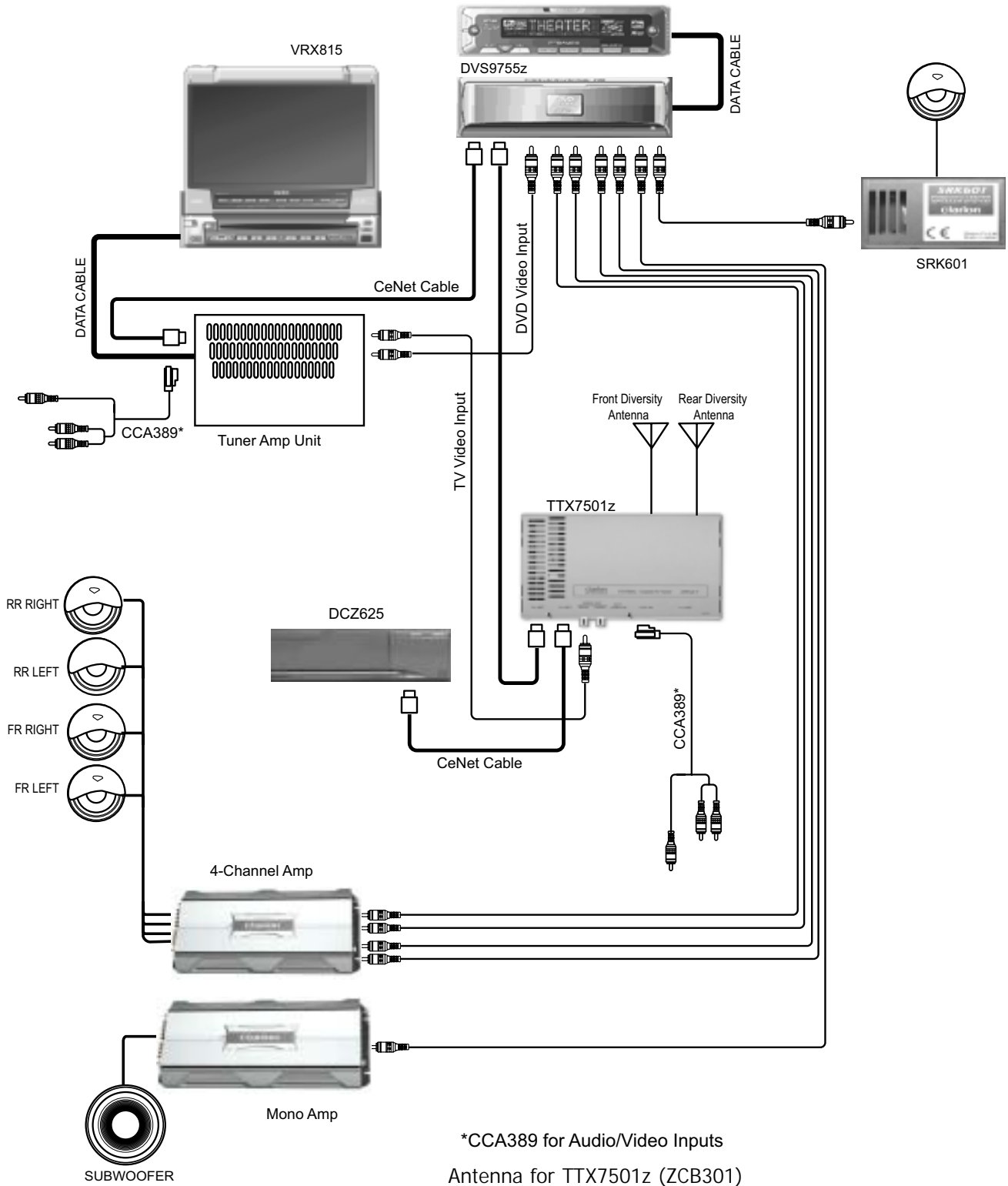
VRX815/VS715 Video System

VRX815 w/VS715 System Diagram



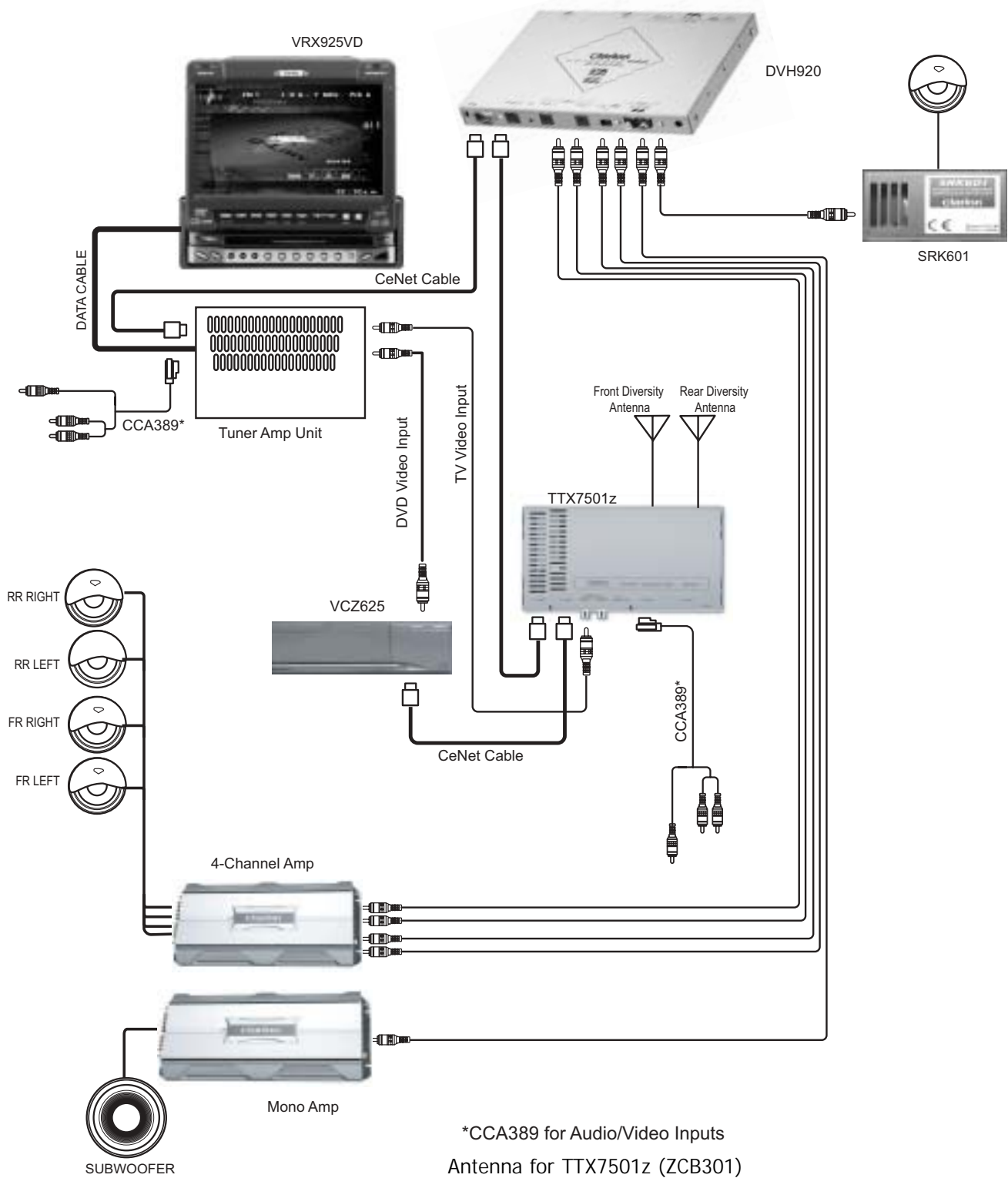
VRX815/DVS9755z Video System

VRX815 w/DVS9755z system diagram



VRX925VD Video System

VRX925VD w/DVH920 system diagram



VRX925VD Information



VRX925VD AM/FM DVD PLAYER/CHANGER CONTROL, FULLY MOTORIZED 7" WIDE SCREEN TOUCH SCREEN LCD MONITOR

- Fully Motorized 7" Wide Screen Color LCD Display
- Touch Screen Control
- Single Play DVD Mechanism plays: DVD Video, CD Audio, CD Video, MP3
- Magi-Tune Tuner with 18FM/6AM Presets
- Sirius Satellite Radio Ready
- CeNet Control
 - Controls Optional DVH920 Dolby Digital/dts 5.1 Processor, Optional TV Tuner, Optional Sirius Satellite Radio Receiver, Optional DVD Changer and 6 disc Audio CD changer, Multi-changer control, CD Text, CD Titling (Audio Changer Only), Station Titling
- Plays MP3 CD-R discs
- 3 Band Parametric EQ (Beat EQ)
- 4 Volt 6-Channel RCA Line Level Output
- 24 Bit DAC's
- Fiber Optic Output for Use w/DVH920 5.1 Dolby Digital/dts Decoder/Processor

- 200W (50W x 4ch)
- IR Remote Control

General Specifications:

Power Requirement:	14.4 Volts DC (10.8-15.6 allowable)
Current Consumption:	4.0A
Weight:	4.1 lbs (2.0kg)
Dimensions Main Unit (WxHxD):	7" x 1 15/16" x 6 1/2"
Dimensions Tuner box (WxHxD):	7" x 1 1/2" x 8 1/4"

FM Tuner Specifications:

Frequency Range:	87.9MHz-107.9MHz
Useable Sensitivity:	9dBf
50dB Quieting:	15dBf
Alternate Channel Selectivity:	70dBf
Stereo Separation:	35dB
Frequency Response:	30Hz-15kHz

DVD/CD Player

Frequency Response:	4Hz-22kHz (48kHz) 4Hz-44kHz (96kHz) 4Hz-20kHz (CD)
Signal to Noise Ratio:	100dB (1kHz)
Dynamic Range:	100dB (1kHz)
Distortion:	0.02%

Audio Amplifier Specifications

Rated Power Output:	18W x 4 (20Hz-20kHz, 1%, 4 ohms)
Maximum Power Output:	200 Watts (50W x 4)
Speaker Impedance:	4 ohms (4-8 ohms)

Input/Output Specifications

Audio Input:	130 +/- 60mVrms (10k ohm)
Video Input:	1.0 +/- 0.2 Vpp (75 ohm)
Video Output:	1.0 +/- 0.2 Vpp (75 ohm)

LCD Screen Specifications

Screen Size:	7" Wide
Pixels:	336,950
Resolution:	1440 x 234



VCZ625/VS715 Information



VCZ625 6 DISC DVD/CD/CD VIDEO/MP3 CHANGER

- Slave or Stand Alone Operation
- CeNet Controlled
- 6 Disc DVD Mechanism Plays:
 - DVD Video, CD Audio, CD Video
 - MP3 Encoded CD-R/RW's, dts Audio CD's
- 24 Bit DAC's
- CD Text (Audio CD's)
- Fiber Optic Output for Use w/DVH920 5.1 Dolby Digital/dts Decoder/Processor
- 2-Channel RCA Line Level Outputs for Stand Alone Use
- Automatic 2 Channel Mix Down of 5.1 Dolby Digital, dts, and dts CD audio
- RCA Composite Video Output
- Remote IR Eye
- Includes 5m CeNet Cable and 5m A/V Cable (for Stand Alone Use)
- IR Remote Control

Specifications

Power Requirement: 14.4V DC
 Current Consumption: Less than 3.0A
 Weight: 3.5 lbs. (1.6kg)
 Dimensions (WxHxD): 9 3/8" x 3 3/8" x 7 1/2"

DVD Deck Specifications

Format: DVD-Video Disc (2 Layer, 2 Side)
 Video System: Standard NTSC
 Audio System: MP3 I, MP3 II

Video Specifications

Output Level: 1.0Vp-p, 75 ohms
 Video System: 4:3 Letter Box, 4:3 Pan Scan

Audio Specifications

Maximum Output: 1.8V rms
 Frequency Response: 20Hz-20kHz
 S/N Ratio (A-wtd): 90dB
 Separation: 80dB



VS715 DVD VIDEO/VIDEO CD/CD/MP3 PLAYER

- Full Featured In-Dash or Slave 1 DIN Size DVD Deck
- DVD Video, Video CD, CD Audio, MP3 Player
- Dolby Digital Optical Output (Toslink Digital Output)
- Composite Video Input
- Composite Video Output
- Right/Left Audio Input
- Right/Left Audio Output
- IR Receiver Built-in
- ISO Mounting Holes
- On-Screen Programming
- Backup Eject (Key Off Eject)
- IR Remote
- DIN/Trunk Mount Applications

Specifications

Power Requirement: 14.4V DC
 Current Consumption: Less than 3.0A
 Weight: 3.5 lbs. (1.6kg)
 Dimensions (WxHxD): 7" x 2" x 6 5/8"

DVD Deck Specifications

Format: DVD-Video Disc (2 Layer, 2 Side)
 Video System: Standard NTSC
 Audio System: MP3 I, MP3 II
 Loading System: 8cm or 12cm Disc Direct Loading
 Mounting Angle: 0 to +/- 30 degrees

Video Specifications

Output Level: 1.0Vp-p, 75 ohms
 Video System: 4:3 Letter Box, 4:3 Pan Scan
 Horizontal Resolution: 500
 Video Input Terminal: 0.5 to 2.0Vp-p, 75 ohms

Audio Specifications

Maximum Output: 308mV rms (+/-3dB)
 Frequency Response: 20Hz-20kHz
 S/N Ratio (A-wtd): 100dB
 Separation: 80dB

DVH920/DVC920 Information



DVH920 5.1 DOLBY DIGITAL/DTS/PRO LOGIC II AUDIO PROCESSOR

- Stand Alone/Slave Hide Away Processor
- Decodes:
 - Dolby Digital
 - DTS
 - DTS Audio CD's
 - Dolby Pro Logic II
- Directly Controlled by VRX925VD and DXZ925
- 6 Pre-Programmed Digital Sound Field Memories
- Individual Adjustable Speaker Gains (LF, RF, C, LR, RR, SW)
- Independent 3 Band 1/3 octave Parametric EQ for Front, Center, and Rear Channels
- 50/80/120Hz Selectable High Pass Crossover for Front, Center, and Rear Channels
- 50/80/120Hz Selectable Low Pass Crossover for Subwoofer
- Speaker Time Delay Settings
- 24 Bit DAC's
- 24 bit A/D Converters
- One 2-Channel RCA Line Level Analog Input
- One CeNet Analog Line Level Input
- Two Digital Fiber Optic Inputs
- Optional DVC920 Controller Allows use With Any Source Unit

Specifications

Power Requirement: 14.4V DC
Current Consumption: Less than 1.50A
Dimensions (WxHxD): 6 3/4" x 1" x 9"

Audio Specifications

Frequency Response: 20Hz-44kHz (+/- 1dB)
S/N Ratio (A-wtd): 95dB (Digital Input)
Distortion: 0.01% (THD + N)
Separation: 80dB (Digital Input)
Input Sensitivity (RCA): 2V (low), 1.2V (mid), 0.6V (high)
Max Output Voltage: 4V
Output Impedance: 330 ohms

DVC920 5.1 AUDIO PROCESSOR CONTROLLER

- Connects to DVH920 Processor
- Controls All Functions of DVH920
- Contrast Adjust
- High Visibility Multi-Color Display
- Screen Saver Mode

VRX815 Information



**1-DIN HEAD UNIT, AM/FM/CD PLAYER/
CeNET CD CHANGER CONTROLLER, FULLY
MOTORIZED 7" WIDE SCREEN TOUCH
SCREEN LCD MONITOR**



- Fully Motorized 7" Wide Screen Color LCD Display
- Touch Screen Control
- Single Play CD Mechanism
- Magi-Tune Tuner with 18FM/6AM Presets
- Sirius Satellite Radio Compatible
- CeNet Control:
 - Optional EQ/DSP Processor
 - Optional TV Tuner
 - Optional 6 disc Audio CD changer
 - Multi-Changer Control
 - CD Text, CD Titling, Station Titling
- Z-Enhancer+
- 4 Volt 6-Channel RCA Line Level Output
- 180W (45W x 4ch)
- Partial Detachable Faceplate
- IR Remote Control

General Specifications:

Power Requirement: 14.4 Volts DC (10.8-15.6 allowable)
 Current Consumption: 4.0A
 Weight: 4.1 lbs (2.0kg)
 Dimensions Main Unit (WxHxD): 7" x 1 15/16" x 6 1/2"
 Dimensions Tuner box (WxHxD): 7" x 1 1/2" x 8 1/4"

FM Tuner Specifications:

Frequency Range: 87.9MHz-107.9MHz
 Useable Sensitivity: 11dBf
 50dB Quieting: 17dBf
 Alternate Channel Selectivity: 70dBf
 Stereo Separation: 35dB
 Frequency Response: 30Hz-15kHz

CD Player

Frequency Response: 17Hz-20kHz (+/- 1dB)
 Signal to Noise Ratio: 98dB (1kHz)
 Dynamic Range: 95dB (1kHz)
 Distortion: 0.02%

Audio Amplifier Specifications

Rated Power Output: 17W x 4 (20Hz-20kHz, 1%, 4 ohms)
 Maximum Power Output: 180 Watts (45W x 4)
 Speaker Impedance: 4 ohms (4-8 ohms)

Video Out: 1.0 +/- 0.2 Vpp

LCD Screen Specifications

Screen Size: 7" Wide
 Pixels: 336,950
 Resolution: 1440 x 234

Replacement Faceplate: DCP407

VRX610 Information



1-DIN HEAD UNIT, AM/FM/CeNET CD CHANGER CONTROLLER, 6.4" ACTIVE MATRIX COLOR LCD DISPLAY

- Motorized 6.4" Widescreen LCD Monitor
- 4 Channel RCA Line Out
- 1 DIN Unit, No Hideaway Box
- 40W x 4
- A/V Input with Optional CCA389
- TV Tuner Control
- Multi-Changer Control
- CeNet Control
- EQ/DSP/Crossover Control
- IR Remote Control
- Detachable Face
- NTSC/PAL

General Specifications:

Power Requirement:	14.4 Volts DC (10.8-15.6 allowable)
Current Consumption:	4.0A
Weight:	3.8 lbs (1.7kg)
Dimensions (WxHxD):	7" x 1 15/16" x 6 3/16"

FM Tuner Specifications:

Frequency Range:	87.9MHz-107.9MHz
Useable Sensitivity:	11dBf
50dB Quieting:	17dBf
Alternate Channel Selectivity:	75dBf
Stereo Separation:	35dB
Frequency Response:	30Hz-15kHz

Audio Amplifier Specifications

Rated Power Output:	17W x 4 (20Hz-20kHz, 1%, 4 ohms)
Maximum Power Output:	40W x 4
Speaker Impedance:	4 ohms (4-8 ohms)

LCD Screen Specifications

Screen Size:	6.5" Wide
Pixels:	280,800 (1200 x 234)

Replacement Faceplate: DCP368

TVX5653 Information



ONE DIN 5.8" COLOR LCD TV SLAVE UNIT,
BUILT-IN DIVERSITY TV TUNER, C-BUS CD
CHANGER CONTROLLER, BUILT-IN FM
MODULATOR

- Motorized fold up 5.8 LCD screen
- Normal/Wide/Cinema/Full Mode Screen Sizes
- Built in 4 Input Diversity Tuner
- Front Panel A/V inputs
- C-Bus CD Changer Controller
- Random/Scan/Repeat/Fast Forward/Fast Back CD controls
- Video output for external Monitor
- Video Input for VCP With CCA389 Cable
- Remote Control Operation
- Built-in FM Modulator
- One Din Chassis (no hide-away box)
- NTSC/PAL

General Specifications:

Power Requirement:	14.4 Volts DC (10.8-15.6 allowable)
Current Consumption:	Less than 2.0A
Weight:	3.3 lbs (1.5kg)
Dimensions (WxHxD):	7" x 1 15/16" x 6 1/8"

LCD Monitor Specifications

Screen Size:	5.8"
Pixels:	280,800 (1200 x 234)

TV Tuner Specifications

Reception Channels:	VHF: 2-13 (54-216MHz)
	UHF: 14-69 (470-806MHz)
Intermediate Frequency:	45.75 MHz for video, 41.25 MHz for audio
Antenna Input:	75 ohms unbalanced

Input/Output Specifications

Video Input:	1.0+/-0.2 Vp-p (input impedance 75 ohm)
Audio Input:	130+/- 60m Vrms (input impedance 45kohm or greater)
Video Output:	1.0V +/-0.2 Vp-p (output impedance 75 ohm)

VMA7191/VMA5091 Information



VMA7191 7" WIDE COLOR LCD MONITOR

- TFT Active Matrix Color Display
- Two (2) RCA Composite Video Inputs
- IR Receiver Built-in
- Selectable Wide-Screen Format
- On Screen Display: Brightness, Contrast, Tint, Color, Video 1/Video 2, Normal/Wide
- Video 1/Video 2 Button
- Perfect Fit-Installs in Console Monitor Housing and Headrest Mounting Bracket

Specifications

Power Requirement:	12 Volts DC (9-16 allowable)
Current Consumption:	Less than 0.8A
Contrast Ratio:	150 nits
Brightness Level:	350
Viewing Angle:	U/D 15/35 degrees L/R 55/55 degrees
Pixels:	1440 x234
Screen Resolution:	336,960 Dots
Operational Temperature:	41-104 degrees F.
Storage Temperature:	-4-140 degrees F.

General Specifications

Display Type:	Color TFT Active Matrix LCD
Screen Size:	7" Wide (Actual Panel Size)
Weight:	1.3 lbs (0.6kg)
Dimensions (WxHxD):	7.4" x 5.12" x 1.42"
Video System:	NTSC/PAL

VMA5091 5" HEADREST MOUNT LCD MONITOR-

- TFT Active Matrix Color Display
- Includes Perfect Fit Mounting Bezel for Quick and Easy Installation
- RCA Composite Video Input
- IR Receiver Built-in
- On Screen Display: Brightness, Contrast, Color

Specifications

Power Requirement:	12 Volts DC (9-16 allowable)
Current Consumption:	Less than 0.8A
Contrast Ratio:	120 nits
Brightness Level:	230
Viewing Angle:	U/D 15/35 degrees
Pixels:	640 x 234
Screen Resolution:	140,400 Dots
Operational Temperature:	41-104 degrees F.
Storage Temperature:	-4-140 degrees F.

General Specifications

Display Type:	Color TFT Active Matrix LCD
Screen Size:	5" (Actual Panel Size)
Weight:	1.3 lbs (0.6kg)
Dimensions (WxHxD):	5.5" x 4.4" x 1.2"
Video System:	NTSC/PAL

VMA6491/OHM642 Information



VMA6491 6.4" LCD MONITOR

- TFT Active Matrix Color Display
- RCA Composite Video Input
- IR Receiver Built-in
- Perfect Fit-Installs in Console Monitor Housing and Headrest Mounting Bracket

Specifications

Power Requirement:	12 Volts DC (9-16 allowable)
Current Consumption:	Less than 0.8A
Contrast Ratio:	120 nits
Brightness Level:	230
Viewing Angle:	U/D 15/35 degrees
Pixels:	960 x 234
Screen Resolution:	224,640 Dots
Operational Temperature:	41-104 degrees F.
Storage Temperature:	-4-140 degrees F.

General Specifications

Display Type:	Color TFT Active Matrix LCD
Screen Size:	6.4" (Actual Panel Size)
Weight:	1.1 lbs (0.5kg)
Dimensions (WxHxD):	7.4" x 5.12" x 1.42"
Video System:	NTSC/PAL



OHM642 6.4" FLIPDOWN COLOR LCD MONITOR W/IR AND DOME LIGHTING

- TFT Active Matrix Color Display
- Universal Roof Mount
- Built-in IR Transmitter
- Built-in IR Eye for WH100H Headphones (not included)
- Built-in Dome Lights
- RCA Composite Video Input
- Auto Signal Sensing

Specifications

Power Requirement:	12 Volts DC (9-16 allowable)
Current Consumption:	Less than 0.8A
Contrast Ratio:	120 nits
Brightness Level:	300
Viewing Angle:	U/D 15/35 degrees
Pixels:	960 x 234
Screen Resolution:	224,640 Dots
Operational Temperature:	41-104 degrees F.
Storage Temperature:	-4-140 degrees F.

General Specifications

Display Type:	Color TFT Active Matrix LCD
Screen Size:	6.4" Wide (Actual Panel Size)
Weight:	2.2 lbs (1.0kg)
Dimensions (WxHxD):	9.1" x 12.7" x 1.9"
Video System:	NTSC/PAL

OHM820/OHM720 Information



OHM820 8" FLIP-DOWN COLOR LCD MONITOR W/IR AND DOME LIGHTS

- Universal Roof Mount
- TFT Active Matrix Color Display
- Swivel Mechanism
- Two (2) RCA Composite Video Inputs
- One (1) RCA Composite Video Output
- Lightweight Plastic Housing
- Built-In IR Transmitter
- Built-In Dome Lights
- Adjustable Viewing Angle
- Front Panel Power Indicator and Separate Power, Channel Up/Down, Aux, FM Modulator, and Picture Mode Button Controls
- FM Modulator Output Connector (for FM200 add-ons)
- Includes Universal Mounting Bracket, Two (2) IR Headphones and IR Remote Control
- Includes Ribbon Cable (for TTX001 add-ons)
- On Screen Display (Video 1/ Video 2, TV, Picture)

Specifications:

Power Requirement:	DC 12V (9-16V)
Power Consumption:	DC 12V 15W (w/out dome lights)
Max. Current Consumption:	Less than 1.5A (w/out dome lights)
Brightness Level:	350
Contrast Ratio:	150 nits
Viewing Angle:	L/R 55/55 deg. U/D 15/35 Deg. Typical
Screen Resolution:	1440 x 234
Pixels:	336,960 Dots
Operation Temperature:	41 - 104 degrees F
Storage Temperature:	-4 - 140 degrees F
Supplied Accessories:	Two (2) IR Headphones, IR Remote, One (1) Universal Mounting Pod, Two (2) 5m long A/V Din Cables, One (1) TV Input Ribbon Cable, One (1) 5m Long FM Mod. Out Din Cable, One (1) Power Molex Connector

General Specifications

Display Type:	Color TFT Active Matrix LCD
Screen Size:	8" screen
Weight:	3.5lbs (1.6 kg)
Dimensions (W x H x D):	9" x 13 1/4" x 1 1/4"
Video System:	NTSC/PAL



OHM720 7" FLIPDOWN COLOR LCD MONITOR W/IR AND DOME LIGHTING

- Universal Roof Mount
- TFT Active Matrix Color Display
- Swivel Mechanism
- 16:9, 4:3 Adjustable Wide-screen format
- Two (2) RCA Composite Video Inputs
- One (1) RCA Composite Video Output
- Lightweight Plastic Housing
- Built-In IR Transmitter
- Built-In Dome Lights
- Adjustable Viewing Angle
- Front Panel Power Indicator and Separate Power, Channel Up/Down, Aux, FM Modulator, and Picture Mode Button Controls
- FM Modulator Output Connector (for FM200 add-ons)
- Includes Universal Mounting Bracket, Two (2) IR Headphones and IR Remote Control
- Includes Ribbon Cable (for TTX001 add-ons)
- On Screen Display (Video 1/ Video 2, TV, Picture)

Specifications:

Power Requirement:	DC 12V (9-16V)
Power Consumption:	DC 12V 15W (w/out dome lights)
Max. Current Consumption:	Less than 1.5A (w/out dome lights)
Brightness Level:	350
Contrast Ratio:	150 nits
Viewing Angle:	L/R 55/55 deg. U/D 15/35 Deg. Typical
Resolution:	1440 x 234
Pixels:	336,960 Dots
Operation Temperature:	41 - 104 degrees F
Storage Temperature:	-4 - 140 degrees F
Supplied Accessories:	Two (2) IR Headphones, IR Remote, One (1) Universal Mounting Pod, Two (2) 5m long A/V Din Cables, One (1) TV Input Ribbon Cable, One (1) 5m Long FM Mod. Out Din Cable, One (1) Power Molex Connector

General Specifications

Display Type:	Color TFT Active Matrix LCD
Screen Size:	7" wide screen
Weight:	3.1lbs (1.4 kg)
Dimensions (W x H x D):	8 1/2" x 11 4/5" x 1 1/4"
Video System:	NTSC/PAL

TTX001/TTX7601 Information



TTX001 STAND ALONE/SLAVE TV TUNER

- Stand alone/Slave Tuner
- Infrared Remote control operation
- Plug-in IR Remote Eye
- Add-on Tuner for OHM720/OHM829 Monitors
- Stereo Audio
- Composite Video Output
- Antenna Input (ZCB001)

Specifications

Power Requirement: 12 Volts DC (9-16 allowable)
Current Consumption: Less than 250 mA
Connection Terminal: Box Header Type, 16 Pin
Operational Temperature: 41-104 degrees F.
Storage Temperature: -4-140 degrees F.

General Specifications

Video Output Level: 1.2V
Audio Output Level: 140mV
Channels Reception: 2~65
Antenna Input: 75 ohm (3.5mm plug)
Weight: .88 lbs. (0.4kg)
Dimensions (WxHxD): 5.75" x 5.15" x .75"
Video System: NTSC



TTX7601 TV TUNER FOR STAND ALONE USE

- Diversity Tuner System
- 1 RCA Composite A/V Input
- 2 RCA Composite Audio Outputs
- 1 RCA Composite Video Output
- Mini DIN 8 pin (for Camera or VCR/DVD w/CAA389)
- Built-in FM Wireless Transmitter
- Stereo TV Audio
- Wireless Remote Control an IR Eye

Specifications

Power Requirement: 14.4V
Current Consumption: 0.5A or less
Reception Channels: VHF 2-13 (54-216MHz)
UHF 14-69 (470-806MHz)

Antenna System: 4 Input diversity
Antenna Input: 75 ohm Unbalanced
Weight: 1.3 lbs. (0.6kg)
Dimensions (WxHxD): 7" x 1" x 6 5/16"
Video System: NTSC

TTX7501z/MSS430 Information



TTX7501z CeNET TV TUNER

- CeNet Controlled
- 4-Way Diversity Tuner System
- 2 RCA Composite Video Outputs
- 1 A/V Input
- A/V Input w/Optional CCA389
- 1 Camera input
- Antenna: ZCB301 (not included)

Specifications

Power Requirement:	14.4V
Current Consumption:	0.4A or less
Reception Channels:	VHF 2-13 (54-216MHz) UHF 14-69 (470-806MHz)
Antenna Input:	75 ohm Unbalanced
Antenna System:	4 Input Diversity
Weight:	1.1 lbs. (0.5kg)
Dimensions (WxHxD):	7" x 1" x 3.9"

MSS430 "SOURCE COMMANDER" MULTIZONE A/V SWITCHER

- Multi-Source Switching of 4 A/V Sources w/up to 3 Different Zones (Monitors)
- 4 RCA Composite A/V Inputs
- 3 RCA Composite A/V Outputs
- Includes 3 Individual Control Stations
- Rear Camera Reverse Trigger Input
- Allows for Simple Switching Between DVD, VCR, TV, Video Games, Navigation and CCD

Specifications

Maximum Output:	4Vp-p (Peak to Peak)
Frequency Response:	30Hz-25kHz
S/N Ratio (A-wtd):	60dB
Input Sensitivity:	1.0Vp-p
Input Impedance:	10k ohms
Input/Output Gain:	0dB+/-2dB at Max Volume w/600 ohm Load

Video Specifications

Output Level:	1.0Vp-p
Frequency Response:	39Hz-5.5MHz
Video Input/Output Gain:	0dB+/-2dB w/75 ohm Load
Input Sensitivity:	0Vp-p +/- 20%
Input Impedance:	75 ohms

General Specifications

Power Requirement:	10V dc-13V dc
Fuse Rating:	1.6A
Dimensions (WxHxD):	9.84" x 1.06" x 5.24"

Control Station Specifications

Dimensions (WxHxD):	1.7" x 2.6" x .60"
Mounting Depth:	.63" Behind Panel
Mounting Hole Diam.:	1.9" x 2.8"

VDH910 Information



VDH910 VCR HI-FI VIDEO CASSETTE RECORDER W/TUNER

- Built-in 181 Channel TV Tuner
- Front and Rear panel RCA Inputs
- RCA A/V Output
- On-Screen Display
- IR Remote Control
- Plug-in Remote IR Eye
- Dew and Heat Sensor
- Input/Output Loop-Through
- Hi-Fi Stereo Audio
- Automatic Digital Auto Tracking
- Auto Rewind
- Antenna: ZCB001 (not included)

Specifications

Power Requirement:	12V dc
Current Consumption:	12 Watts, Power On
Weight:	5.3 lbs. (2.4kg)
Dimensions (WxHxD):	10.4" x 3.7" x 10.2"

Tape Deck Specifications

Format:	VHS 1/2" Standard
Scanning System:	Standard NTSC
Antenna Input/Output terminals:	UHF/VHF 75 ohms F-Connector
Recording/Playback System:	Recording: VHS Format (SL,SLP) Playback: VHS Format (SP,LP,SLP)
Record/Play Time:	6 Hours w/ T-120 on SLP
Channel List:	12 VHF (Channels 2-13) 56 UHF (Channels 14-69)

Rear Vision Camera Information



CC425E REAR VISION COLOR CAMERA

- Wide Angle Lens
- Weather-Resistant Die-Cast Aluminum Chassis
- 1/4" CCD Imager
- Stainless Steel Mounting Hardware
- Waterproof Mini-DIN Connection System
- Compact Size, Perfect for SUV Applications
- Use with MF16RM or MF23RM Cable and CAA188 Power Supply

Specifications

Power Requirement:	9V DC
Current Consumption:	Less than 200mA
CCD Pixels:	250,000
Video Output:	1Vp-p (75 ohms)
Viewing Angle:	115 (Horiz)/99 (Vert)
Resolution:	290 (Horiz)/270 (Vert)
CCD Size:	1/4"
Low Light Rating:	3 lux
Temperature Range:	-4 - 140 F.
Image Select:	Reverse
Weight:	4.6oz (130kg)
Dimensions (WxHxD):	1.9" x 1.4" x 1.8"

CAA188 REAR VISION CAMERA POWER SUPPLY FOR CC425E CAMERA

MF16RM

Rear Vision Camera Cable, 16'

MF23RM

Rear Vision Camera Cable, 23'

Multimedia Accessories

HRM150

Headrest Mount for VMA6491, VMA6492 and VMA7191

WH100

IR Wireless Headphone System

WH100H

Replacement Headphone for WH100

WH100CH

Child size Replacement Headphone for WH100

WH200

2 Input IR Wireless Headphone System

WH200H

Replacement Headphone for WH200

WH200CH

Child size Replacement Headphone for WH200

WH105

RF Wireless Headphone System

WH105H

Replacement Headphone for WH105

ZCB001

Single Pole Glass Mount Telescoping Antenna w/F-Connector

ZCB003

Single Pole TV Antenna, Outside Glass Mount

ZCB301

Dipole TV Antenna, Inside Glass Mount

ZCP100

Amplifier Diversity Antenna System

ZMT100

Universal Pedestal Mount

ZMT009

Gooseneck Monitor Mount

PQE023

Headrest Mounting Arm for Monitors

RCB910

Replacement Remote Control for VDH910

RCB715

Replacement Remote Control for VS715

RCB715L

Deluxe Remote for VS715

RCB9300

Replacement Remote Control for VDH9300

RCB9600

Replacement Remote Control for VDH9600

RC300

IR Remote Control for VMA1131, VMA1041, TTX001

CCA389

8 Pin DIN-RCA A/V Adapter cable for MAX2256, VRX8271, VRX6671z, TVX5653, VRX610, VRX815, VRX925VD

CAA357

Stand Alone Adapter Kit for TTX7101, Includes DIN-RCA Audio Cable, Also requires RCB062 Kit

FM200

FM Modulator, 2 RCA Channel Input, On/Off Switch Included, Adjustable Modulation Gain

RCB062

FM Modulator Kit for TTX7101, Includes FM Antenna Cables and IR Remote

IR200

Plug-In IR Eye (Included w/TTX001)

IRY

Y-Adapter for IR200

VA700

1 in 7 out Video Distribution Amplifier

DCA-005

Fiber optic cable, new connector both sides, 5m

DCA-006

Fiber optic cable, old connector source side, new connector for black box DVH920 processor, 5m

DCA-007

Fiber optic cable, new connector source side, old connector for DPH910/DVS9755z, 5m

DCA-008

Fiber optic cable, new connector both sides, 1.5m